

# MOULDING CATALOG

**ahc** HARDWOOD  
group 





**AHC Hardwood Group**

176 Appalachian Trail  
Cleveland, GA 30528

800 476-5393  
706 865-3166



**The mark of  
responsible forestry**

**FSC® C068144**

---

# TABLE OF CONTENTS

---

## AHC HARDWOOD GROUP 6TH EDITION MOULDING CATALOGUE

About AHC Hardwood Group Mouldings .....	1
Value-Added Capabilities .....	1
What You Need to Know .....	2
Environmental Commitment .....	3
Moulding Profiles	
Architectural Series	
Featured Architect, Norman D. Askins .....	A-1
English Period .....	A-3
Federal Period .....	A-5
French Period .....	A-7
Georgian Period .....	A-9
Greek Period .....	A-11
Base Moulding	
Base Boards .....	B-1
Base Caps .....	B-2
Shoe & Quarter-Round .....	B-4
Casings & Window Trim	
Apron .....	C-1
Backbands .....	C-2
Brick Mould .....	C-3
Casings .....	C-4
Plinth .....	C-10
Stool & Stop .....	C-12
Crown Moulding	
Cornice .....	D-1
Crowns .....	D-1
Flooring & Flooring Accessories	
Flooring .....	E-1
Nosing .....	E-1
Reducers .....	E-1
Thresholds .....	E-2
Handrail & Stair Trim	
Handrail .....	F-1
Coves & Scotia .....	F-4
Wall Cap .....	F-5
Step Tread .....	F-5
Panel Moulding	
Chair Rail .....	G-1
Coves & Scotia .....	G-3
Joint & Panel Mould .....	G-4
Pencil Mould .....	G-9
Paneling .....	G-10
Siding Profiles .....	G-12

*Table of contents continued on back.*

---

# TABLE OF CONTENTS

---

Miscellaneous Moulding	
Bar Rail . . . . .	H-1
T-Astragal . . . . .	H-2
Cabinet Moulding . . . . .	H-2
Drapery Rods . . . . .	H-3
Drip Cap . . . . .	H-3
Full-, Half-, & Quarter-rounds . . . . .	H-3
Outside Corners . . . . .	H-4
Picture Mould . . . . .	H-4
Shutter Parts . . . . .	H-5
Veneer-Wrapped Moulding . . . . .	I-1
Index	
By Dimensions . . . . .	J-1
By AHC Number . . . . .	J-4
Associations & Affiliations . . . . .	J-9




Forest Stewardship Council  
(FSC)-certified products  
available upon request.

SGSNA-COC-2185

© 1996 Forest Stewardship Council A.C.



## About AHC Hardwood Group Mouldings



At AHC Hardwood Group, we know that you are buying more than moulding when you select our products. You're choosing exceptional quality, professional expertise and decades of manufacturing experience.

We specialize in serving the needs of building products distributors, millwork and cabinet manufacturers, flooring distributors, architects and designers, custom cabinet makers and fixture manufacturers. As both a wholesaler and manufacturer, AHC Hardwood Group is one of the largest producers of specialty mouldings in the Southeast.

We carry our commitment to excellence to extraordinary levels with a fully integrated process that allows us to control quality from rough green lumber to custom mouldings. We operate our own kiln drying facilities and process our own mouldings in our moulding plant in Cleveland, Ga. This highly integrated production process affords us the ability to price our mouldings competitively while delivering the highest quality mouldings and services in the market.



In addition to our collection of architectural-grade mouldings, we have access to an extensive inventory of more than 100 different species of domestic and exotic lumber through our affiliated lumber drying yards.

## Value-Added Capabilities



Our specialty is custom-order mouldings, which are available in a broad variety of domestic and exotic species. With more than 1,000 different moulding profiles to choose from, chances are we have what you are looking for. If not, bring us an existing sample, a CAD drawing, sketch or photograph. Our expert craftsmen will match it to exacting standards. We cut our own knives and look forward to adding your profile to our expanding collection.

---

# MOULDING

---

Among our millwork services we offer:

- Stock and Custom Mouldings
- Straight-Line Ripping
- Optimized Gang Ripping
- End-Matching
- Stair Parts
- Paneling
- Optimized Defecting
- Edge and Face Gluing
- In-House Tooling



## What You Need to Know

- Unless specified, architectural profiles are 6' or longer. All solid mouldings are sold in random lengths of 3' to 16'. All plank flooring is sold in random lengths of 3' to 16'. Specified lengths require a premium and prior approval.
- Over-runs of up to 10% will be shipped and billed.
- Claims due to shortage or damage must be filed within 10 days of receipt.
- Custom orders may not be returned for cash or credit.
- Merchandise approved for return is subject to a 20% restocking charge. Customer is responsible for freight on all returns.
- Returned merchandise must be in good, salable condition.

## **Environmental Commitment**

In choosing us, you get more than top quality hardwood products. You share in our commitment to a renewable wood resource and responsible forest stewardship. We are a multi-generational company with a long-term vested interest in sustainable forestry. With greater forest management and long-term stewardship, we know better wood can come from our forest resource. Decisions we make today will impact the overall health and quality of future timberlands.

AHC Hardwood Group has a selection of species that qualify toward the U.S. Green Building Council's LEED green building program. We also offer special-order products that can be manufactured specifically to meet LEED requirements.

We have been a leader in the Southeast in promoting products for green building standards. We source forest products, including lumber, veneer and plywood, from mills that ascribe to a variety of certification programs, including Forest Stewardship Council (FSC), Sustainable Forest Initiative (SFI), American Tree Farmer, and Programme for the Endorsement of Forest Certification (PEFC). As additional credible certification programs are developed, we will continue to evaluate and expand our offering of certified forest products. Regarding imported hardwoods and veneers, we actively support and abide by the principles of the Convention in International Trade with Endangered Species (CITES) and the Lacey Act, which protects against illegal logging.

---

# MOULDING

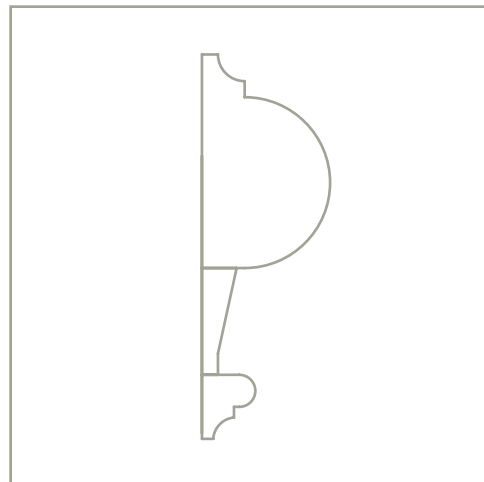
---

All of our facilities have made a commitment to be environmentally conscious. Internally we have a green task force focused on recycling. All of our internal wood wastes generated by our moulding plant, planer mills, trim saws and wood dunnage materials are utilized as fuel to make steam for our dry kilns. Our warehouses have incorporated skylights and all of our plants have low maintenance native landscaping which does not require irrigation. We recycle our office paper, steel banding and the waste oil in our maintenance shops. Our management encourages employee participation in and support of responsible environmental organizations and sustainable forest management. Additionally, we support numerous organizations which promote conservation and environmental stewardship, including The Trust for Public Land, Trees Atlanta, Hardwood Forest Foundation and Project Learning Tree.

We stand in awe of the wonders of Mother Nature and take seriously the vital role of sustainable forestry. Our future is linked to a healthy forest resource. We are committed to connecting people to the world's most renewable natural resource.



# ARCHITECTURAL SERIES



# ARCHITECTURAL SERIES

Classic design. Modern innovation. Traditional applications. Unique perspective. Architects take brick and mortar, veneer and moulding and create works of art where there was nothing before.

At AHC Hardwood Group, we recognize the value of the inspired talent that architects bring to the table. Our hardwood mouldings become more than a simple profile when interpreted by a skilled architect.

As part of our extensive offering of hardwood mouldings, we bring you the exquisite designs of highly recognized architects throughout the country. The featured architect in this edition of our moulding catalogue has created a series of moulding combinations that provides timeless examples of the use of moulding and veneer. These design samples are available for use by our moulding customers. You may also call upon the professionals in our sales group, should you choose to use alternative species or wish to add a custom profile to your own interpretation of these moulding combinations.



The mark of  
responsible forestry

FSC® C068144

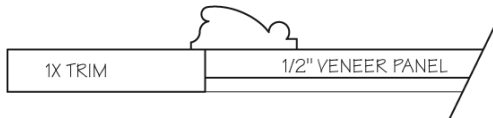
## About the Architect

### Norman Davenport Askins

Norman Askins has become well known throughout the United States, and especially in the South, as a modern interpreter of classic styles. He specializes in historic preservation, restoration, and residential design. Known for exacting quality and the authenticity of his details, including the use of proportions as a design element, Mr. Askins is a prominent leader in today's classical architectural movement in the South.



The Alabama native began his professional training with a Bachelor of Architecture degree from the Georgia Institute of Technology. From there, he went on to study at the University of Virginia, where he acquired a master's degree in architectural history. He also attended a session at Parsons School of Design in New York City and two sessions at the Attingham Park Summer School in Shropshire, England, where he studied architecture and decorative arts of Great Britain in both 1967 and 1993.



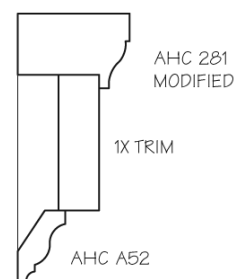
Following graduate school, Mr. Askins served a four-year apprenticeship with the Colonial Williamsburg Foundation, where he received in-depth training in early building technology and the philosophy of restoration.

While at Williamsburg, Mr. Askins was assigned to a year-long special project to redesign much of the interior of the executive office wing of the White House.

Following two years in Atlanta with Heery and Heery Architects, Mr. Askins accepted a position with John Milner Associates of West Chester, Pennsylvania, the nation's largest and foremost preservation and restoration firm. As director of restoration, he oversaw a wide variety of preservation projects in the Eastern and Southern regions of the United States.

In the fall of 1977, Mr. Askins established his own practice in Atlanta, Georgia. Over the past three decades, the firm has grown to include 10 architects and provides a scope of services that ranges from period residences to vacation cottages, plantations, and innumerable additions to existing homes.

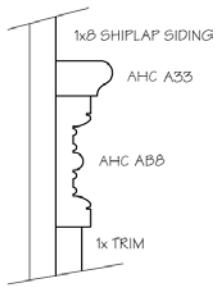
In addition to his professional career, Mr. Askins has served with various arts and preservation organizations including positions as chairman, Friends of the Decorative Arts, High Museum; board of governors, Rhodes Hall; board member, Cherokee Garden Library; and board member of the Southern Architecture Foundation.



---

# ARCHITECTURAL SERIES

---



In this edition of the AHC Hardwood Group mouldings catalogue, Mr. Askins has provided his personal interpretation of five classic styles, including English, French, Federal, Georgian, and Greek Revival in a collection of combination moulding designs.

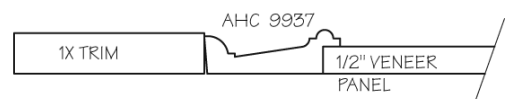
English – The English style of architecture dates back to the 16th and 17th centuries and is a mélange of Flemish, French and Italian Renaissance influences. Characteristics of the style include an emphasis on symmetry, proportion, geometry and the regularity of parts, although many of the characteristics of the Tudor style can also be seen. Designs are square and symmetrical in appearance and include mouldings that stand out around doors and windows.

Federal – The Federal style was popular along the Atlantic coast from 1780 to 1830 and continues to be one of the most popular styles in the country today. Characteristics of the Federal style include shallow arches, slender proportions, delicate decoration, and symmetry with entrances often framed by columns and pediments. One of the best-known examples of federal style is the University of Virginia designed by Thomas Jefferson.

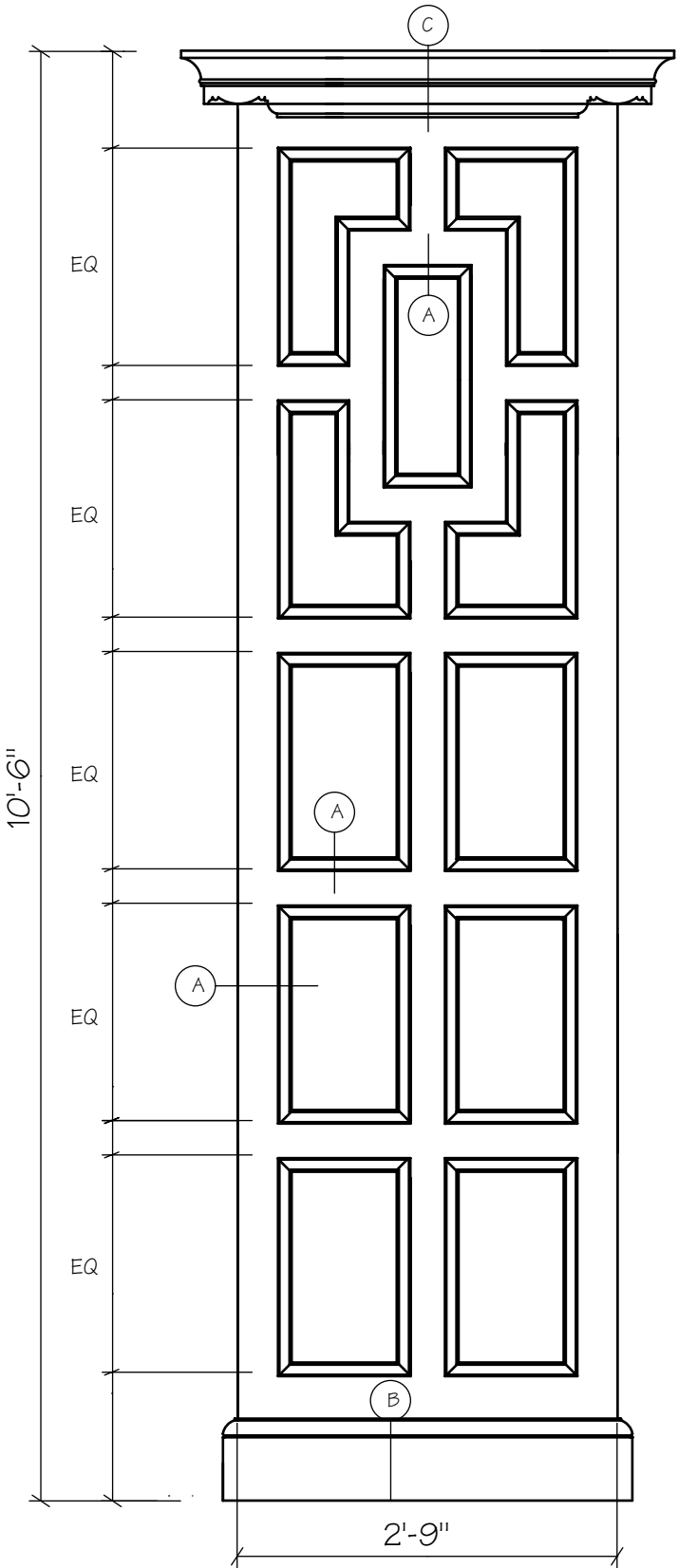
French – An eclectic evolution of styles, the French style of the mid to late 1800s is considered a modern style and one of the first not based on a historical style. This style embodies classical influences and shares many of the same features as Italianate, with an understated but regal appearance. It is considered an expression of great individuality, subtlety, and complexity. Prominent American examples of this sophisticated style include the state, war and navy buildings in Washington, D.C.

Georgian – Modeled after the more elaborate homes of England, the Georgian style dominated the British colonies throughout New England and the South during the 1700s. The style is characterized by proportion and balance and is prominent in 21st century architecture throughout the United States. According to Mr. Askins, “The style is simple, rational, and easy on the eyes.”

Greek Revival – The Greek Revival style dominated residential and public architecture for much of the mid-19th century and became the most predominant housing style in the United States, especially in the Southern states. It became so popular, it was known as the “National Style.” The American Greek Revival style incorporates bold, simple mouldings, tall ceilings and floor-length windows and is easily adapted to the finest mansions or the simplest farm houses.



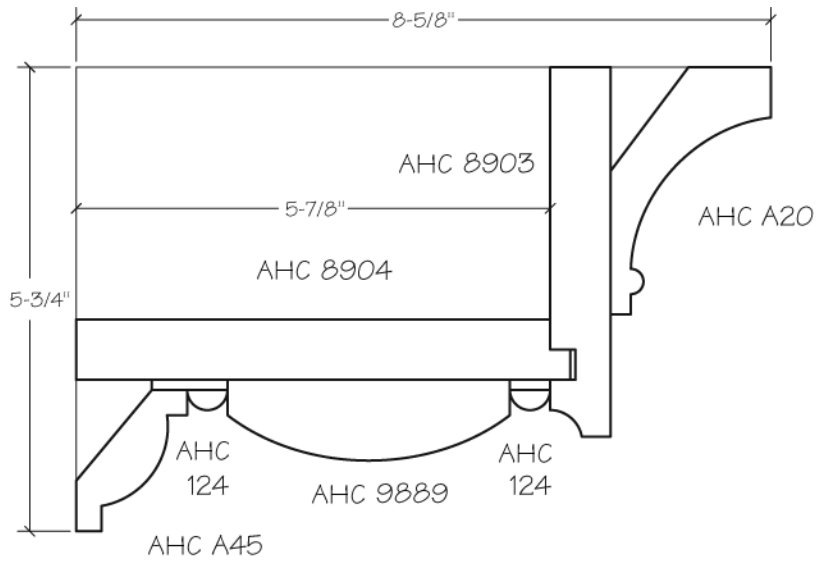
# ARCHITECTURAL SERIES



**A** ENGLISH PANEL ELEVATION  
1"=15-3/4"

# ARCHITECTURAL SERIES

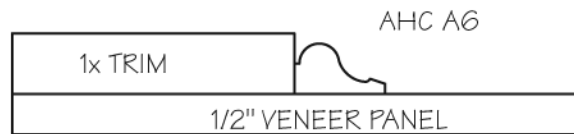
## English Panel Details



**C** CROWN DETAIL  
NOT FULL SCALE

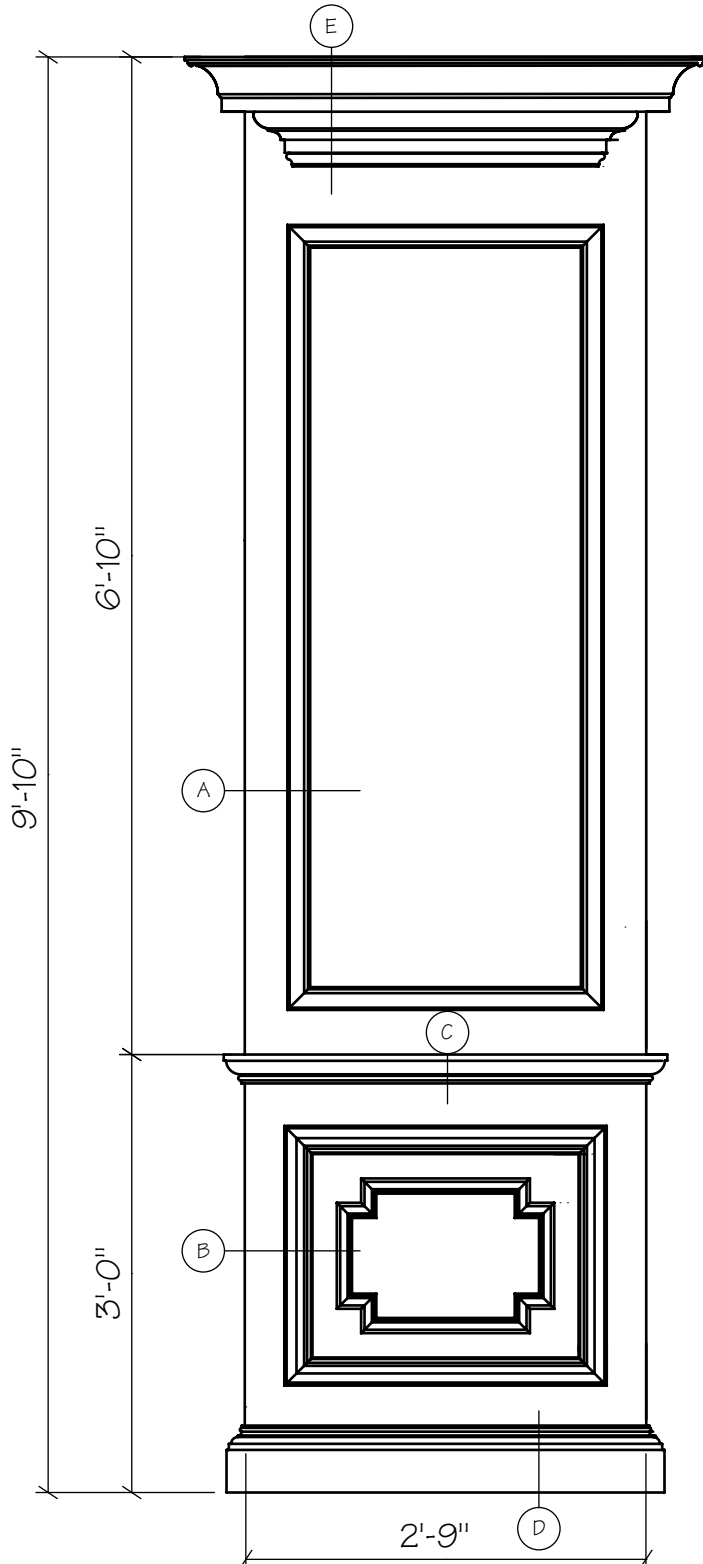


**B** BASE DETAIL  
NOT FULL SCALE



**A** PANEL DETAIL  
NOT FULL SCALE

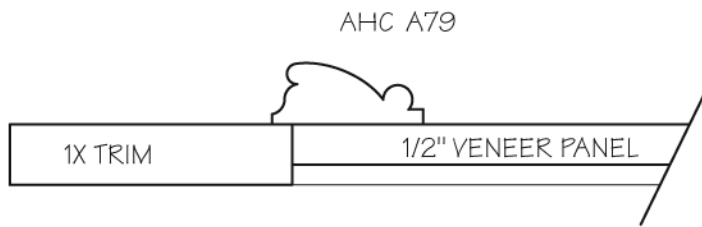
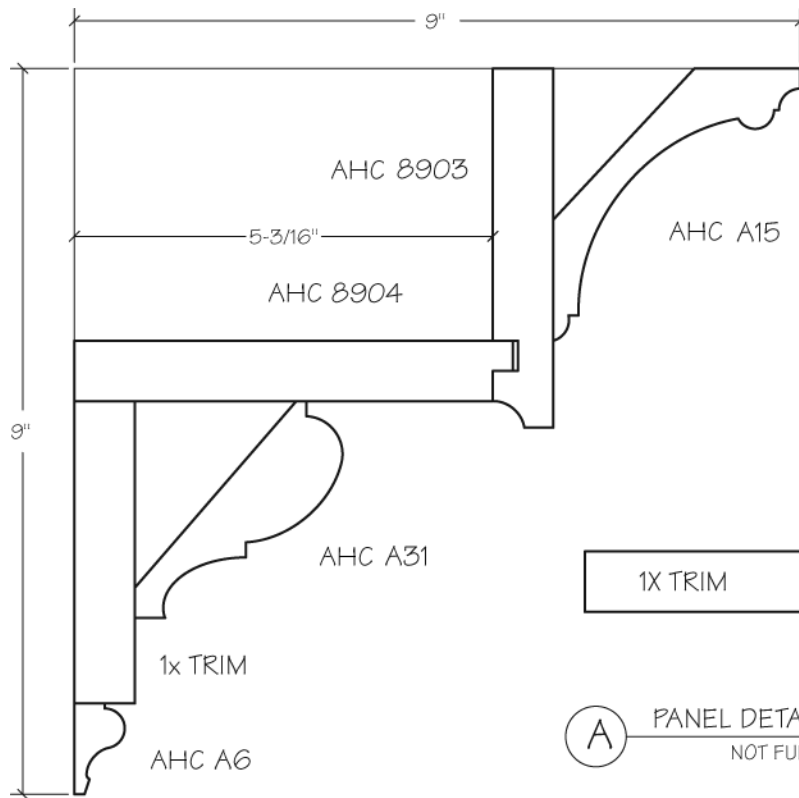
# ARCHITECTURAL SERIES



ⓑ FEDERAL PANEL ELEVATION  
1"=15-3/4"

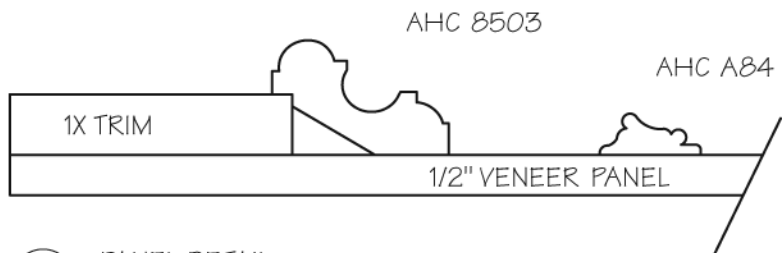
# ARCHITECTURAL SERIES

## Federal Panel Details

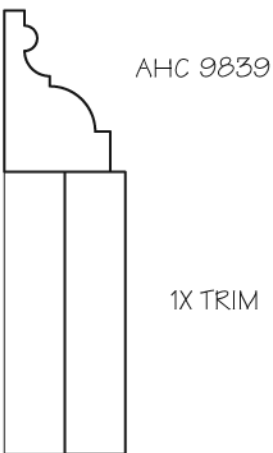


**A** PANEL DETAIL  
NOT FULL SCALE

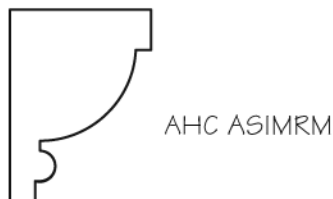
**E** CROWN DETAIL  
NOT FULL SCALE



**B** PANEL DETAIL  
NOT FULL SCALE



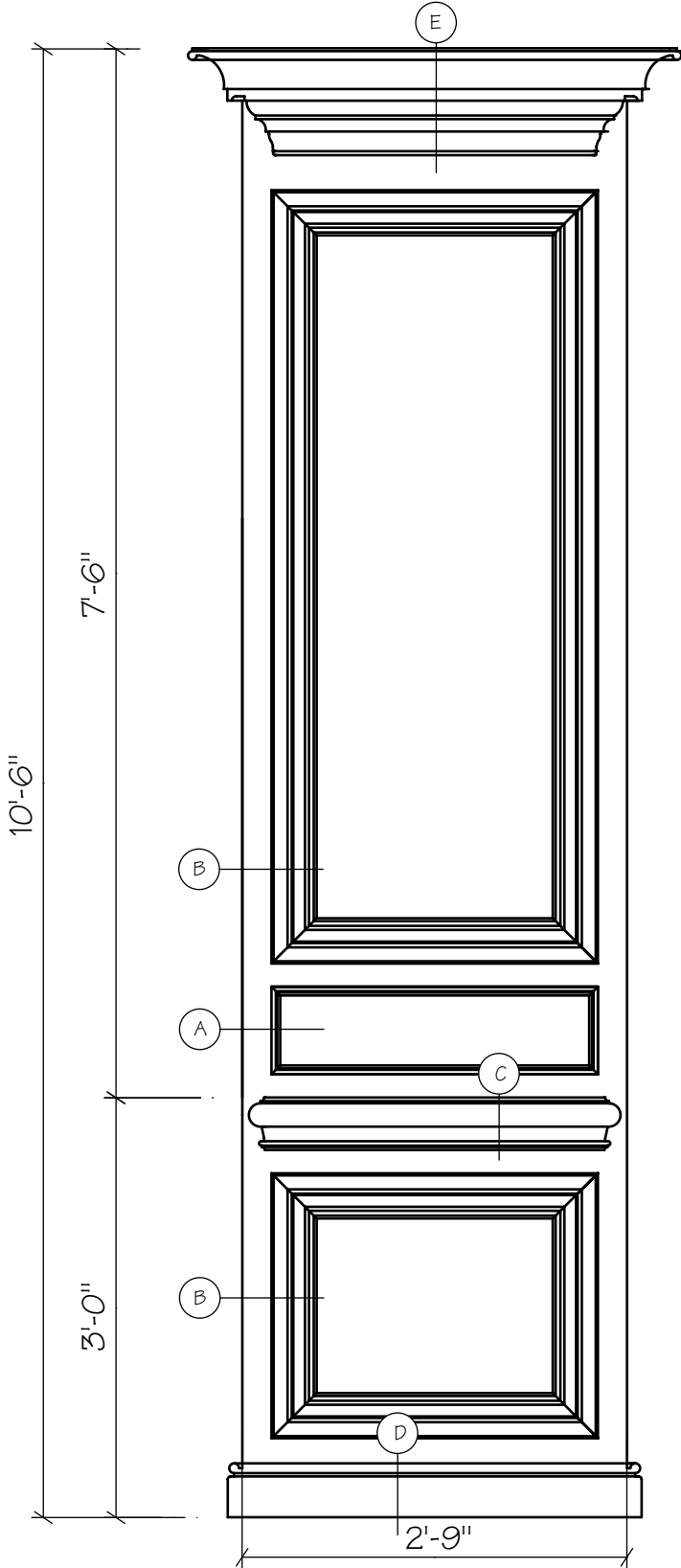
**D** BASE DETAIL  
NOT FULL SCALE



**C** CHAIR RAIL  
NOT FULL SCALE



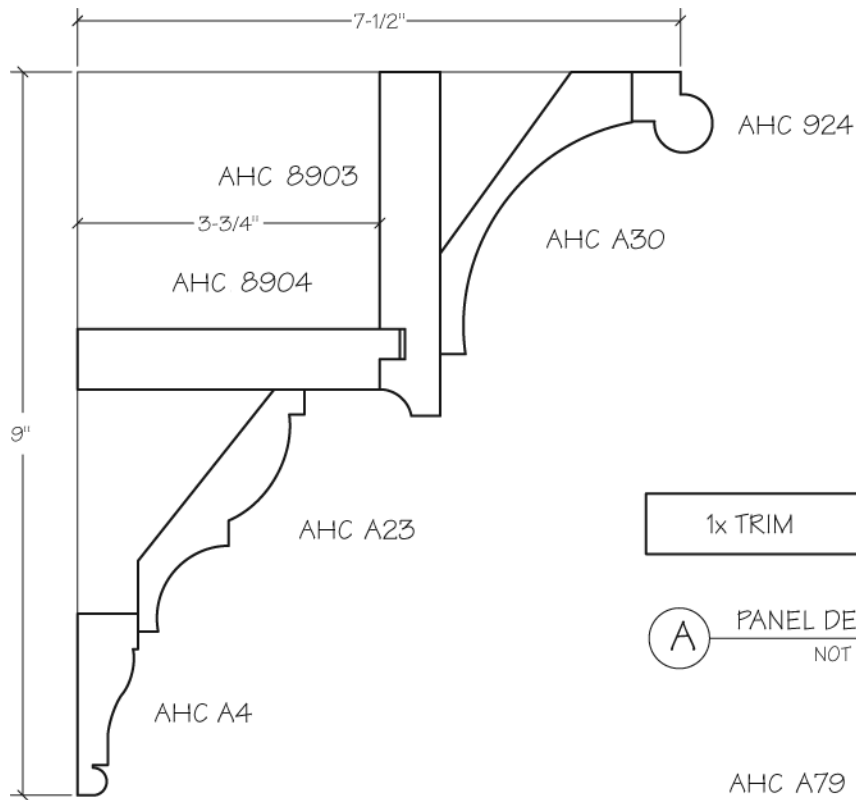
# ARCHITECTURAL SERIES



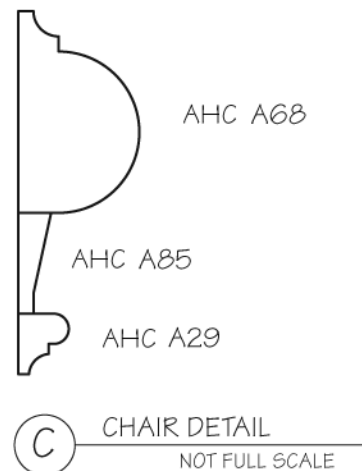
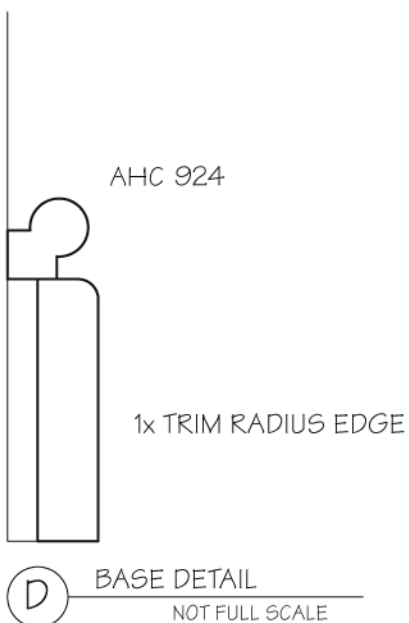
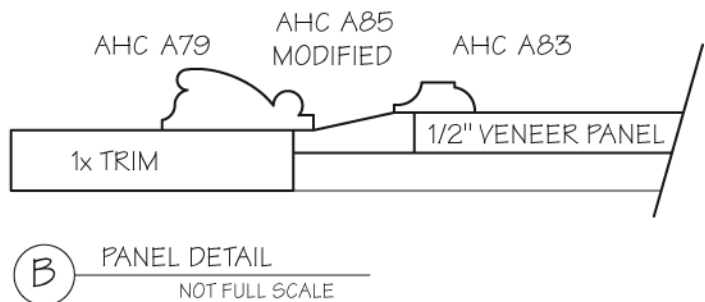
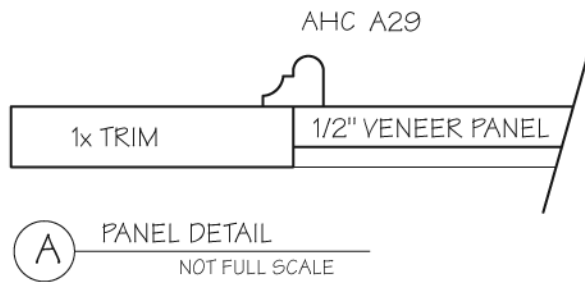
C FRENCH PANEL ELEVATION  
1"=15-3/4"

# ARCHITECTURAL SERIES

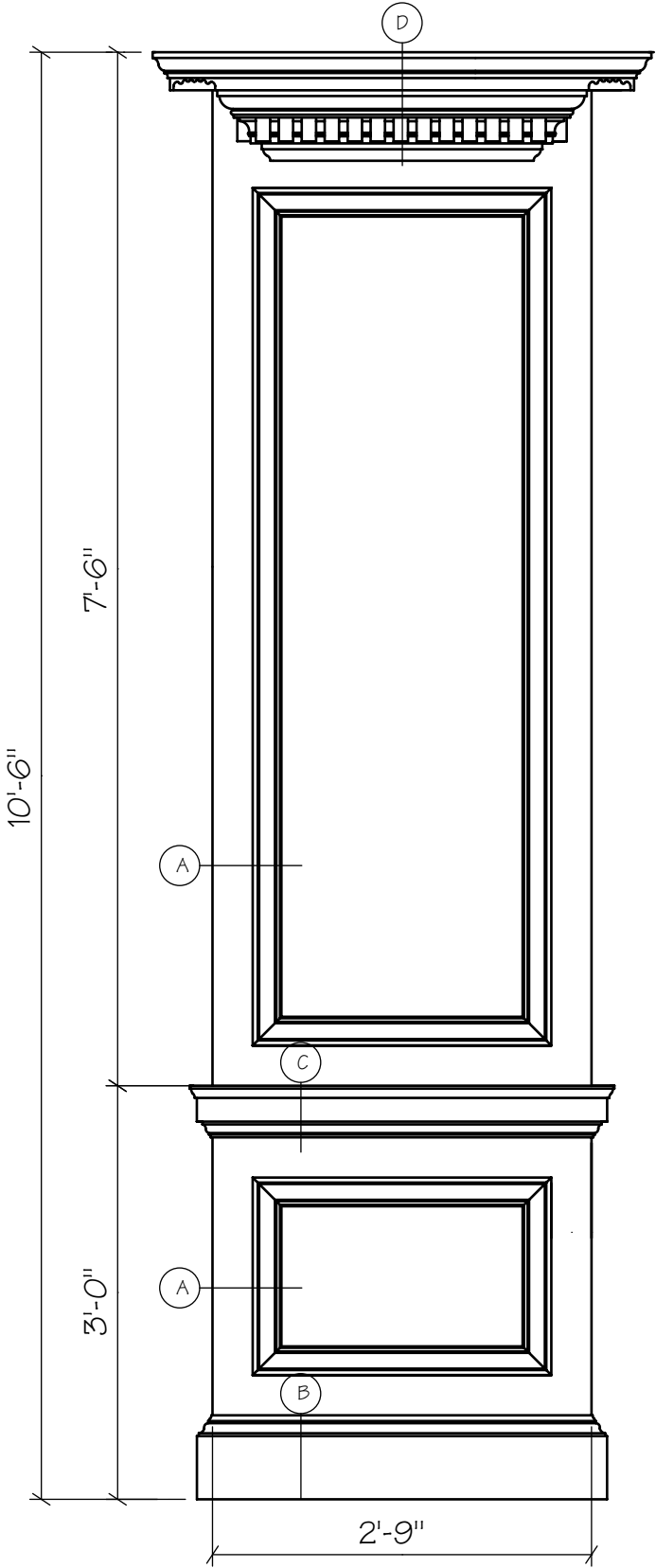
## French Panel Details



**E** CROWN DETAIL  
NOT FULL SCALE



# ARCHITECTURAL SERIES

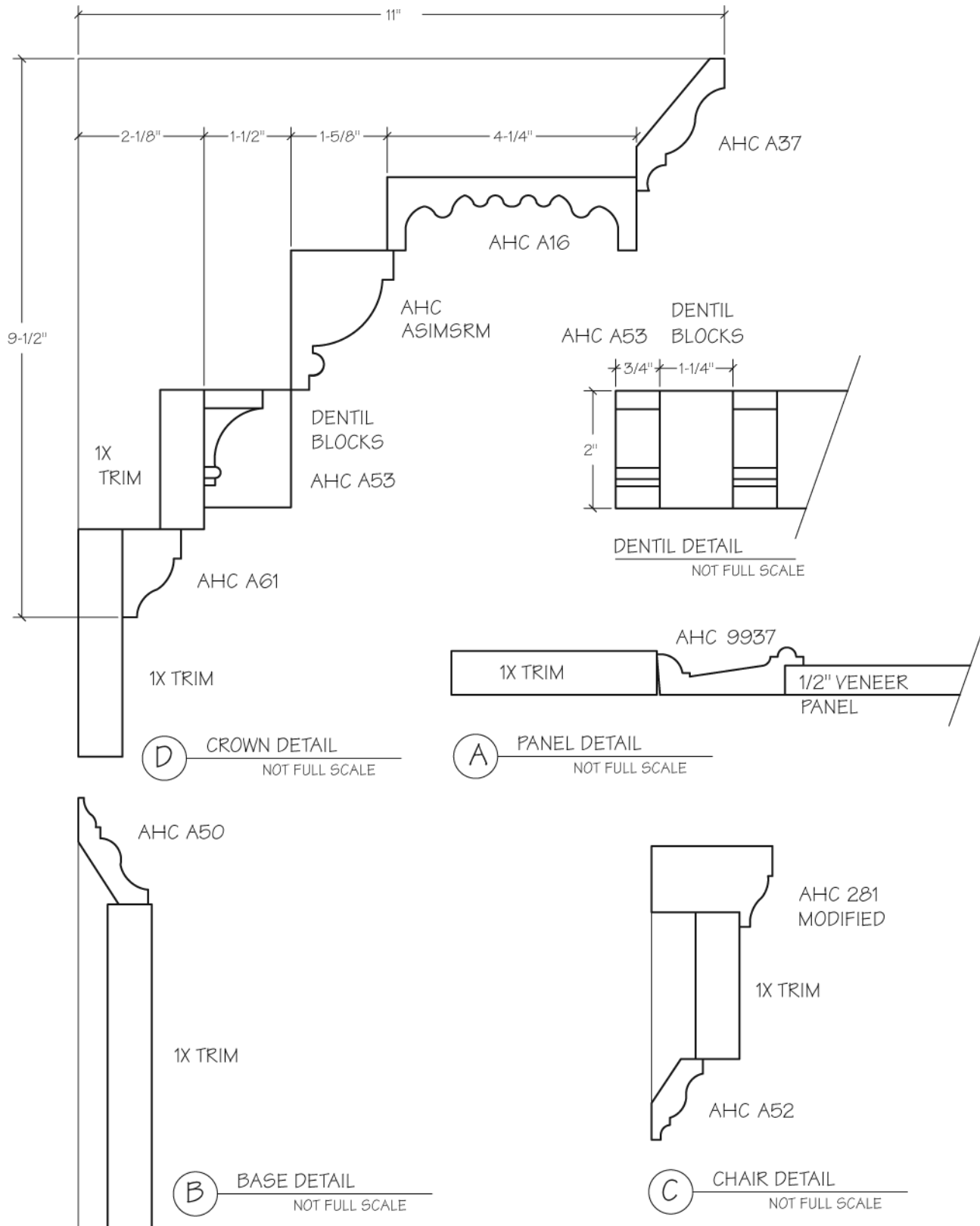


D GEORGIAN PANEL ELEVATION

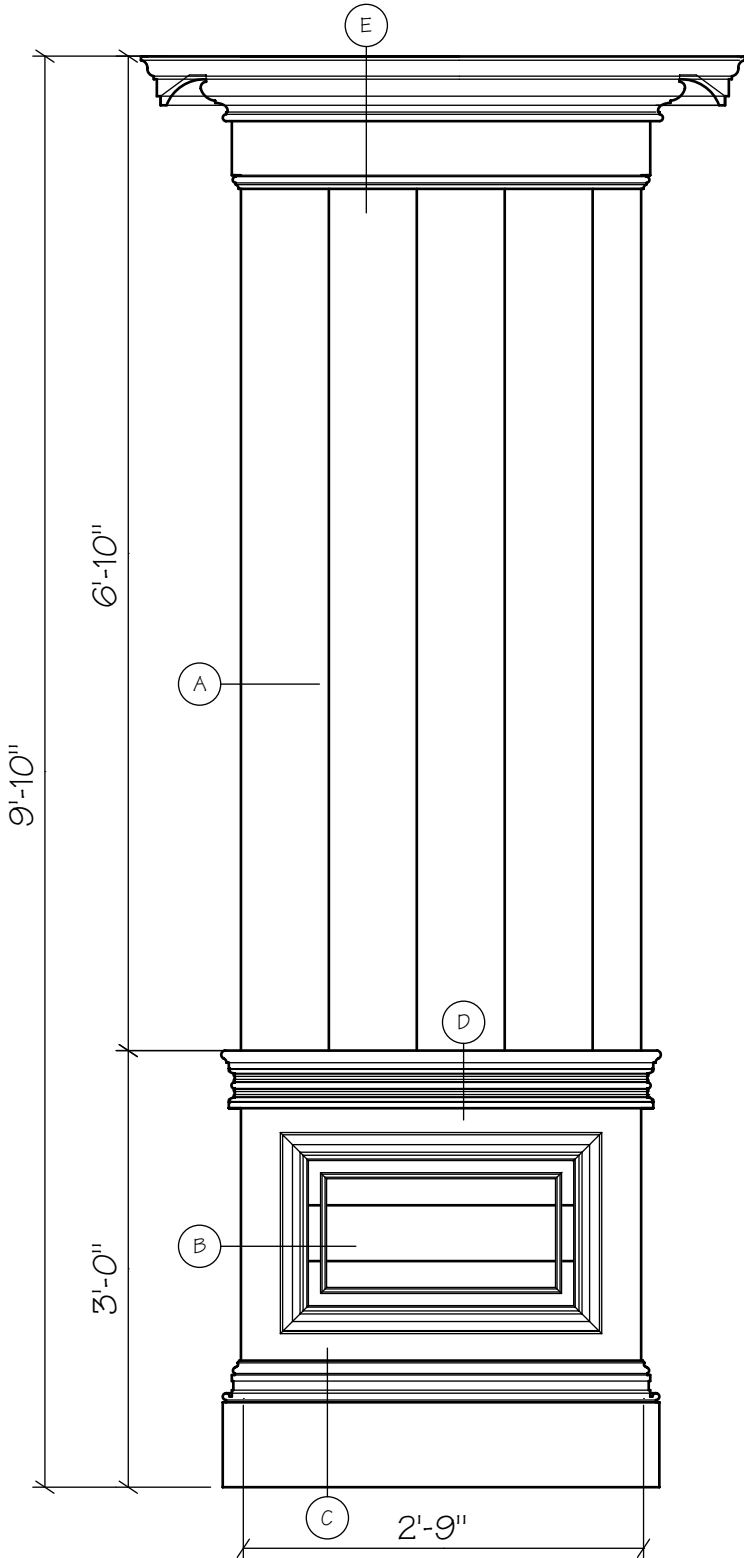
1"=15-3/4"

# ARCHITECTURAL SERIES

## Georgian Panel Details



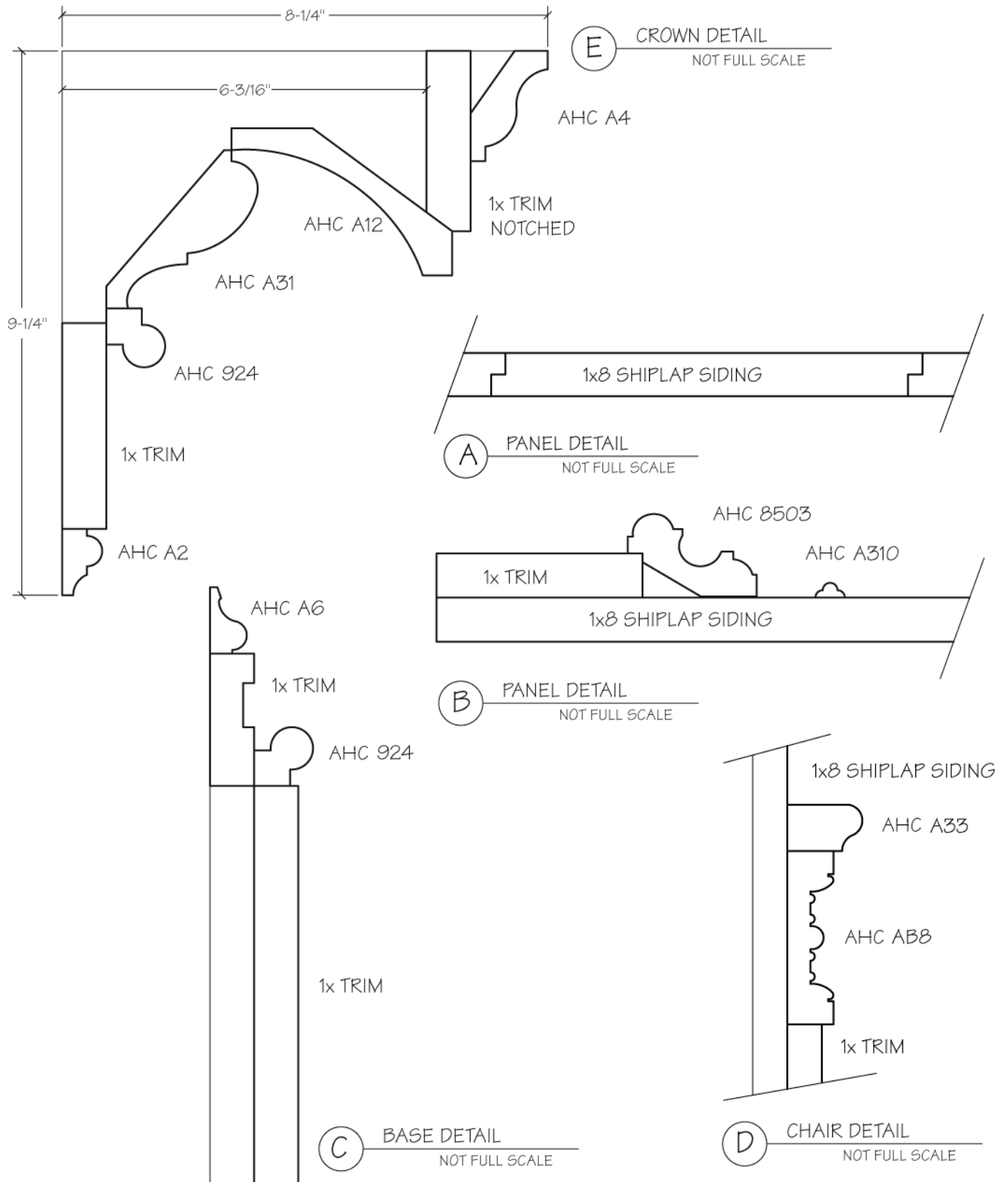
# ARCHITECTURAL SERIES



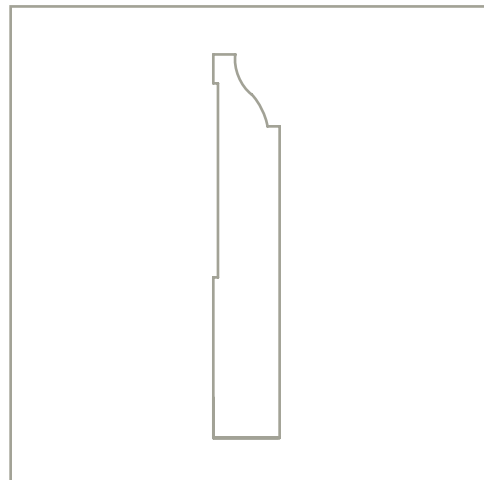

**E** GREEK REVIVAL PANEL ELEVATION  
1"=15-3/4"

# ARCHITECTURAL SERIES

## Greek Revival Panel Details



# BASE MOULDING



# BASE MOULDING

You can see our decades of manufacturing expertise and craftsmanship in every base moulding we produce, from the simplest quarter-round, to the most elegant, custom-designed base board. Base mouldings provide a polished, expertly finished design element for floors constructed from virtually any material, from hardwoods, to stone, to vinyl or carpet.

Our collection of base mouldings includes:

- Base Boards
- Base Caps
- Shoe & Quarter-Round

Base caps, shoes and quarter-rounds may also be used in built-up moulding combinations or as caps and simple finishing elements for chair rail installations.

Rest assured that our hardwood base mouldings will add beauty and style to every installation. When you choose our moulding products you have the advantage of high-quality hardwoods combined with meticulous manufacturing standards.






---

# BASE MOULDING

---



**Base Board**  
**AHC 610** 3/4 x 5-1/4  
**AHC 609** 3/4 x 7-1/4  
**AHC 607** 3/4 x 4-1/4  
**AHC 608** 3/4 x 6-1/4



**Base Board**  
**AHC 725** 3/4 x 7-1/4  
**AHC 550** 3/4 x 5-1/2




**Base Board**  
**AHC 618** 9/16 x 5-1/4  
**AHC 624** 9/16 x 4-1/4  
**AHC 623** 9/16 x 3-1/4

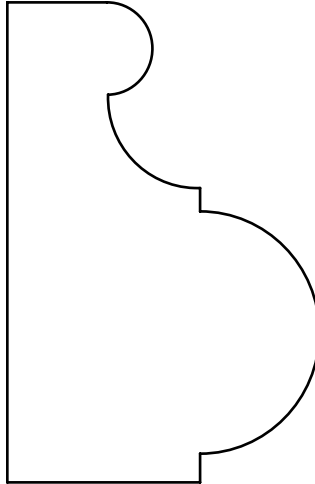
---

# BASE MOULDING

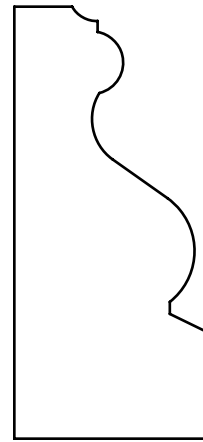
---




**Base Board**  
**AHC 504**  
13/16 x 3-15/16



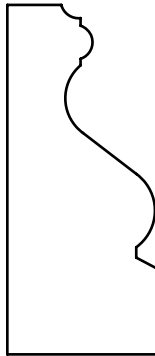
**Base Cap**  
**AHC 9841**  
1-5/8 x 2-1/2



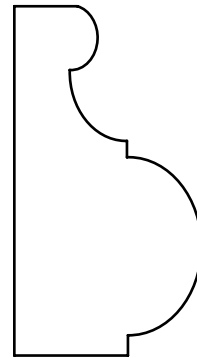
**Base Cap**  
**AHC 579**  
1 x 2-1/4



**Base Cap**  
**AHC A72**  
13/16 x 1-15/16



**Base Cap**  
**AHC 578**  
3/4 x 1-3/4

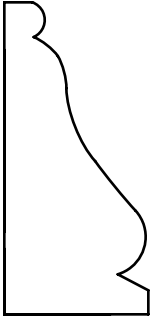


**Base Cap**  
**AHC 9842**  
15/16 x 1-3/4

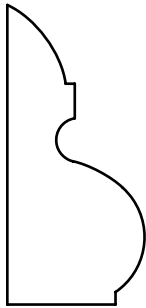
---

# BASE MOULDING

---



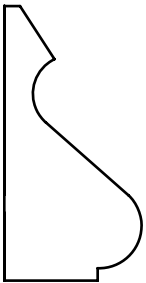
**Base Cap  
AHC 664**  
3/4 x 1-5/8



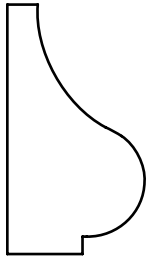
**Base Cap  
AHC 635**  
11/16 x 1-1/2



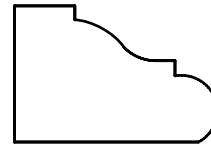
**Base Cap  
AHC 138**  
11/16 x 1-3/8



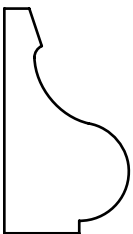
**Base Cap  
AHC 163**  
11/16 x 1-3/8



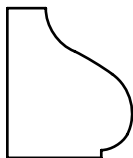
**Base Cap  
AHC 166**  
11/16 x 1-1/4



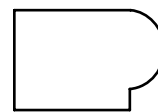
**Base Cap  
AHC 5**  
3/4 x 1-1/8



**Base Cap  
AHC A6**  
5/8 x 1-1/8



**Base Cap  
AHC 172**  
5/8 x 3/4




**Base Cap  
AHC 174**  
1/2 x 3/4

---

# BASE MOULDING

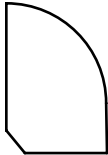
---



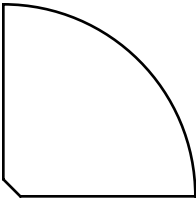
**Shoe**  
**AHC A3**  
7/8 x 1-5/16



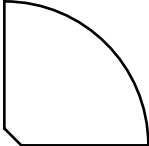
**Shoe**  
**AHC A1**  
1/4 x 1-1/4



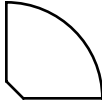
**Shoe**  
**AHC 31**  
1/2 x 3/4



**Quarter-Round**  
**AHC 103**  
1 x 1

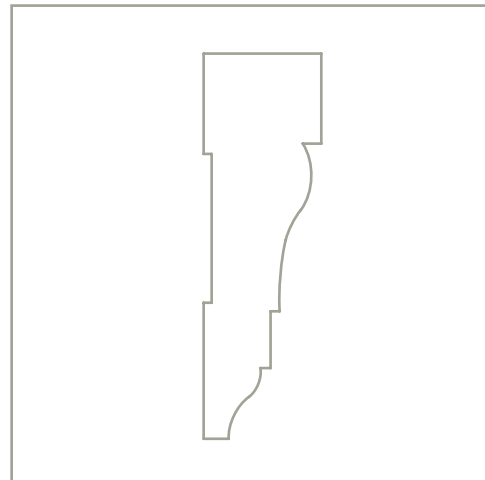


**Quarter-Round**  
**AHC 104**  
3/4 x 3/4



**Quarter-Round**  
**AHC 106**  
1/2 x 1/2

# CASINGS & WINDOW TRIM



# CASINGS & WINDOW TRIM



Casings and window trim are used to provide a polished, finished appearance for windows, doors and other openings. From the simplest, everyday door casings and window trim to the most elaborate custom doorway designs, you can rely on AHC Hardwood Group for the timeless style and craftsmanship of beautiful hardwood mouldings. Whether your next project is a custom recreation of a traditional Savannah brownstone or a sleek, upscale retail establishment, you'll find a wide variety of profiles for casings and window trim. Choose from the popular profiles featured in our catalogue or talk with one of our associates in our sales group to find the species and custom design that add unique personality to your next project.

Our selection of profiles includes:

- Apron
- Backband
- Brick Mould
- Casings
- Plinth
- Stool & Stop

Our hardwood mouldings are planed at exceptionally high speeds and are ready to stain, seal or polish. Paint-grade mouldings are also available in a variety of profiles.




The mark of  
responsible forestry

FSC® C068144


---

# CASINGS & WINDOW TRIM

---



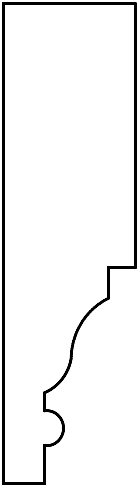
**Apron  
AHC A250**  
3/4 x 4-5/16



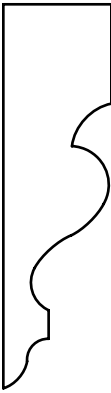
**Apron  
AHC 501**  
13/16 x 3-3/8



**Apron  
AHC A275**  
3/4 x 2-3/4



**Apron  
AHC 2**  
11/16 x 2-1/2

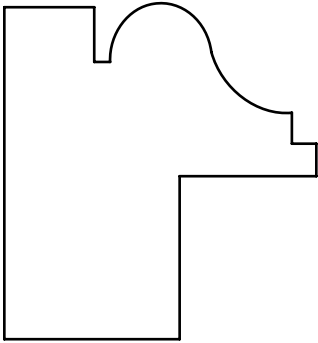


**Apron  
AHC 313**  
9/16 x 2

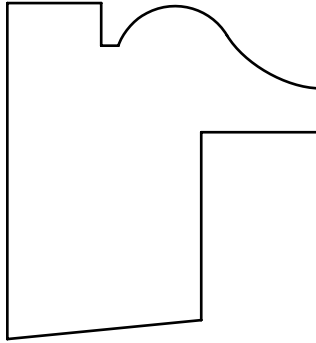
---

# CASINGS & WINDOW TRIM

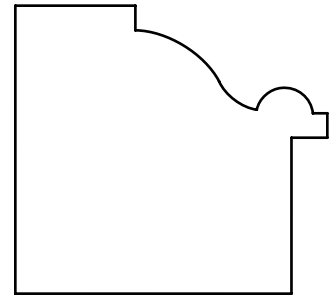
---



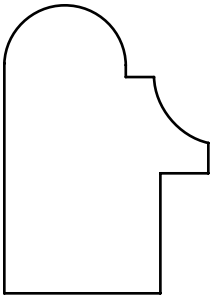
**Backband  
AHC 9804-3/4**  
1-5/8 x 1-3/4



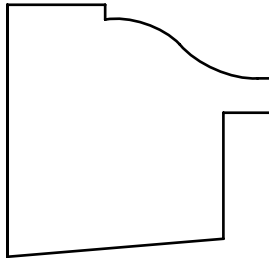
**Backband  
AHC 9903**  
1-5/8 x 1-3/4



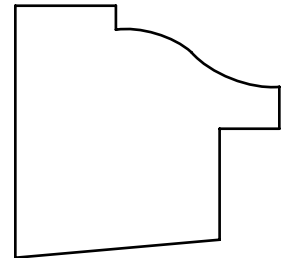
**Backband  
AHC 207**  
1-5/8 x 1-1/2



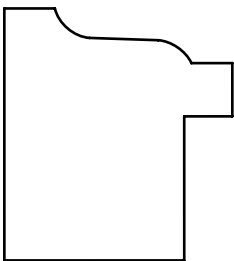
**Backband  
AHC 288**  
1-1/16 x 1-1/2



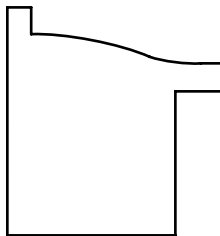
**Backband  
AHC 281**  
1-5/16 x 1-3/8



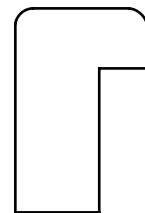
**Backband  
AHC A281**  
1-5/16 x 1-3/8



**Backband  
AHC 282**  
1-3/16 x 1-5/16



**Backband  
AHC 200**  
1-1/8 x 1-3/16



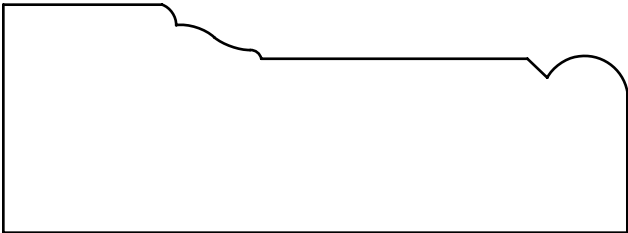
**Backband  
AHC 280**  
11/16 x 1-1/16



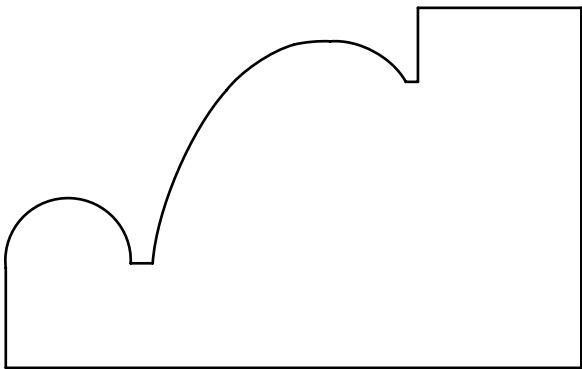
---

# CASINGS & WINDOW TRIM

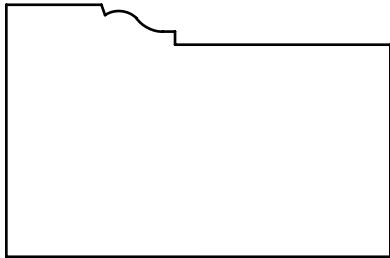
---



**Brick Mould**  
**AHC 9820**  
1-3/16 x 3-1/4



**Brick Mould**  
**AHC 9840**  
1-7/8 x 3

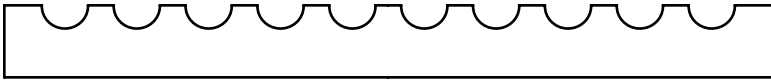


**Brick Mould**  
**AHC 180**  
1-5/16 x 2

---

# CASINGS & WINDOW TRIM

---

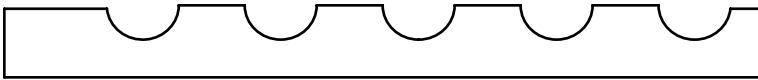


**Casing**

**AHC 719**

3/4 x 8

*Reduced by 50%*

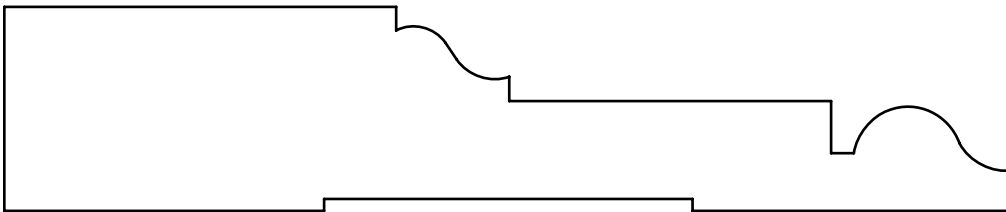


**Casing**

**AHC 726**

3/4 x 7-7/8

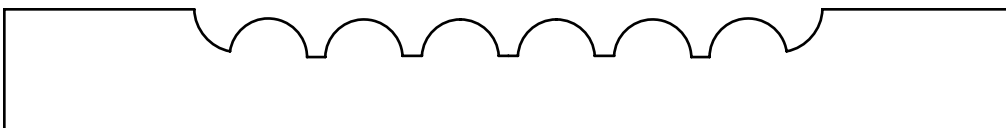
*Reduced by 50%*



**Casing**

**AHC 9844**

1-1/16 x 5-1/2



**Casing**

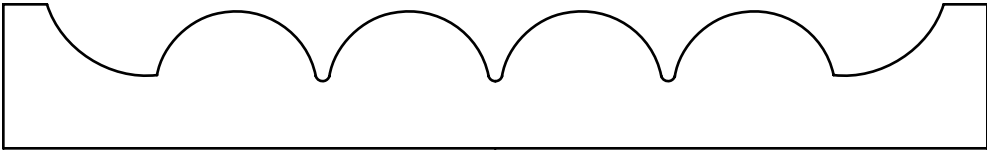
**AHC 316**

5/8 x 5-1/4

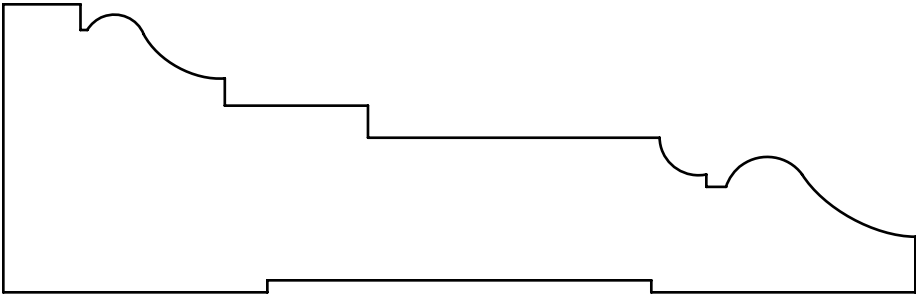
---

# CASINGS & WINDOW TRIM

---



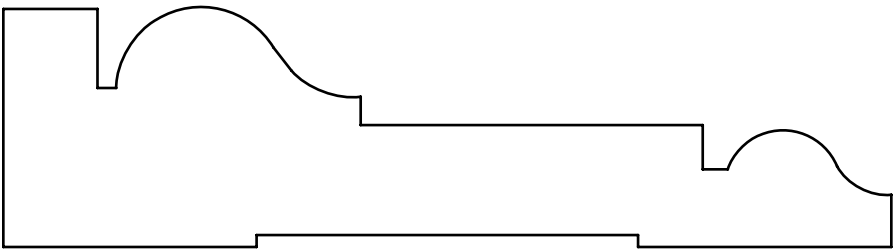
**Casing**  
**AHC 361**  
3/4 x 5-1/8



**Casing**  
**AHC 591**  
1-1/2 x 4-3/4



**Casing**  
**AHC 748**  
1-5/16 x 4-3/4

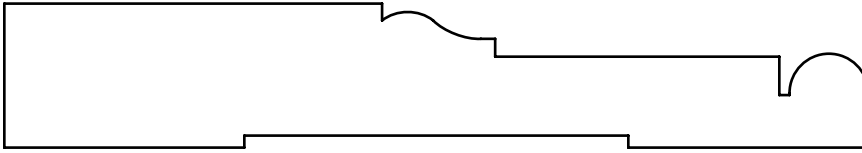


**Casing**  
**AHC 9845**  
1-1/4 x 4-5/8

---

# CASINGS & WINDOW TRIM

---



**Casing**

**AHC 9823-4**

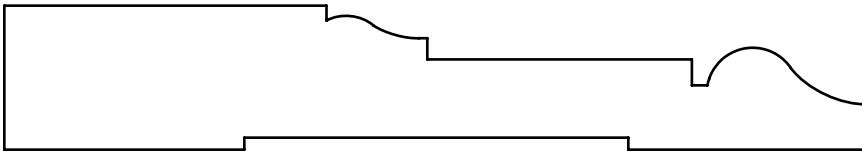
3/4 x 4-1/2

**AHC 9823-3**

3/4 x 3-1/2

**AHC 9823-2**

3/4 x 2-5/8



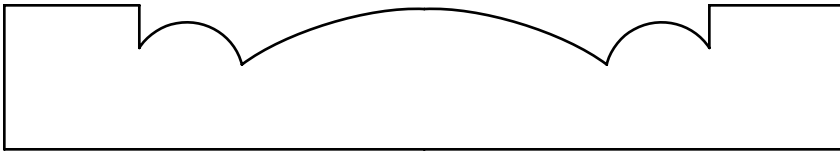
**Casing**

**AHC 9837-4**

3/4 x 4-1/2

**AHC 9837-3**

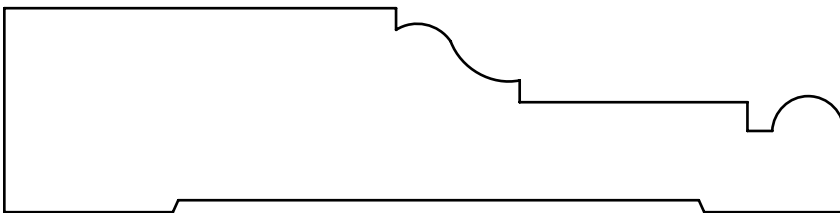
3/4 x 3-1/2



**Casing**

**AHC 721**

3/4 x 4-3/8



**Casing**

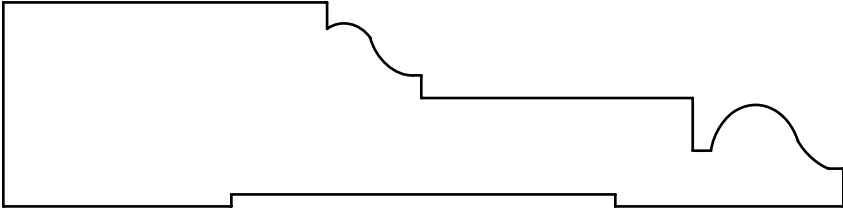
**AHC 9811**

1-1/16 x 4-3/8

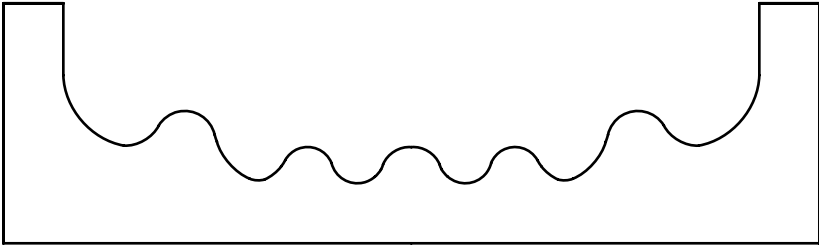
---

# CASINGS & WINDOW TRIM

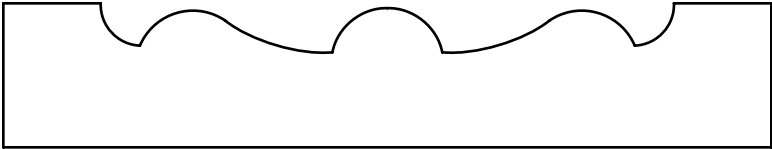
---



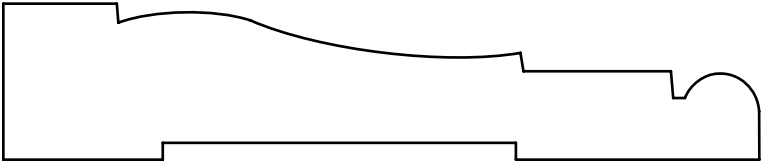
**Casing**  
**AHC 9894**  
1-1/16 x 4-3/8



**Casing**  
**AHC A16**  
1-1/4 x 4-1/4



**Casing**  
**AHC 739**  
3/4 x 4

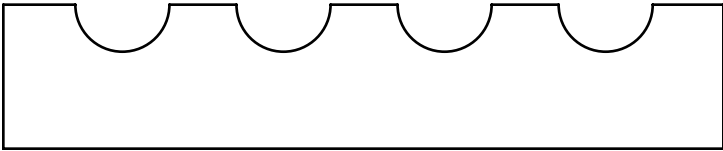


**Casing**  
**AHC 367**  
13/16 x 3-15/16

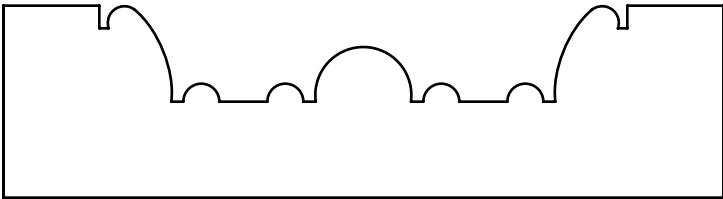
---

# CASINGS & WINDOW TRIM

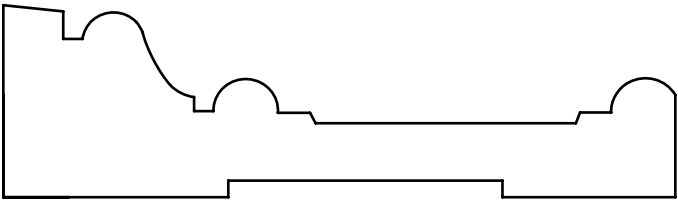
---




**Casing**  
**AHC 710**  
3/4 x 3-3/4



**Casing**  
**AHC AB8**  
1 x 3-3/4



**Casing**  
**AHC 3**  
1 x 3-1/2

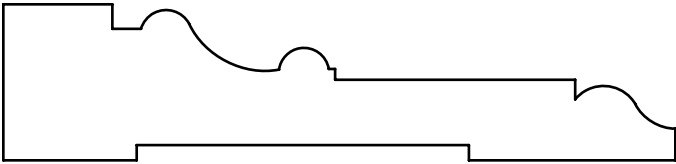


**Casing**  
**AHC 344**  
3/4 x 3-1/2


---

# CASINGS & WINDOW TRIM

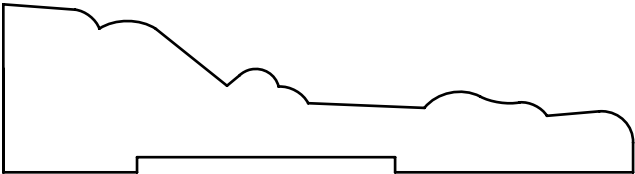
---



**Casing**  
**AHC 573**  
13/16 x 3-1/2



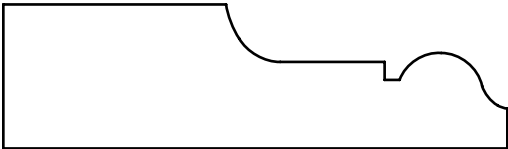
**Casing**  
**AHC 338**  
3/4 x 3-3/8



**Casing**  
**AHC 1646**  
7/8 x 3-1/4



**Casing**  
**AHC 371**  
11/16 x 3



**Casing**  
**AHC 9837-2**  
3/4 x 2-5/8

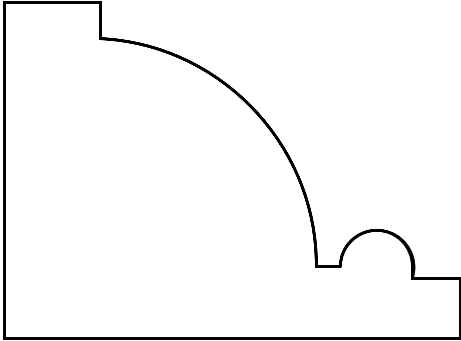


**Casing**  
**AHC 351**  
11/16 x 2-1/2

---

# CASINGS & WINDOW TRIM

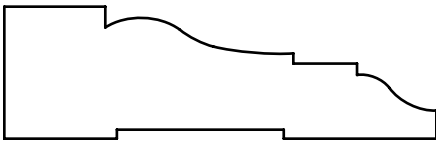
---



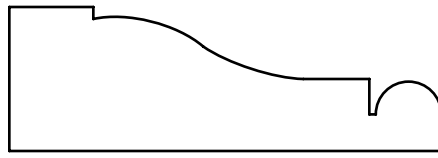
**Casing**  
**AHC ASIMRM**  
1-3/4 x 2-3/8



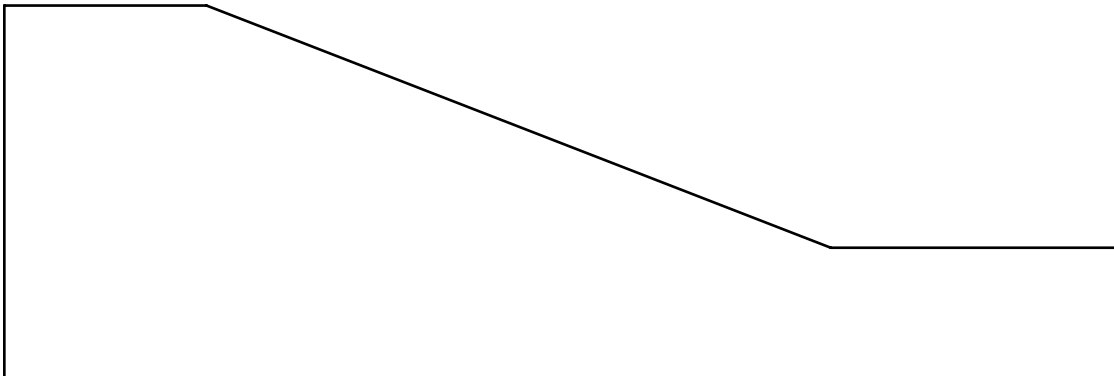
**Casing**  
**AHC 356**  
11/16 x 2-1/4



**Casing**  
**AHC 366**  
11/16 x 2-1/4



**Casing**  
**AHC A4**  
3/4 x 2-1/4



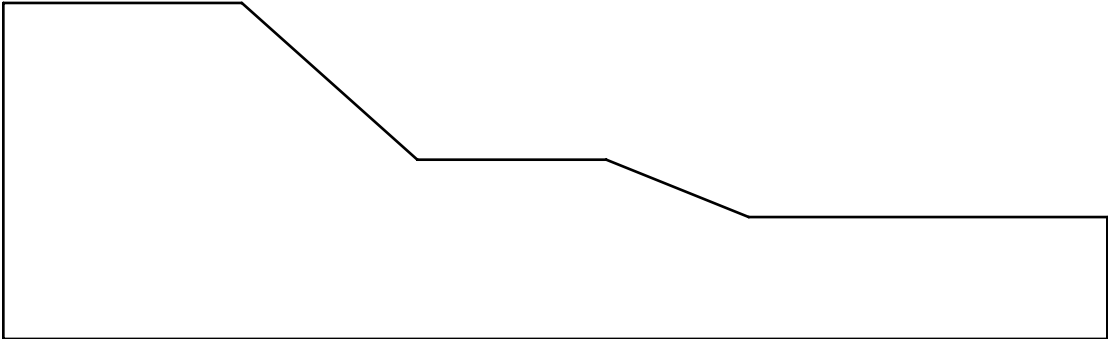
**Plinth**  
**AHC 9930**  
1-15/16 x 5-13/16



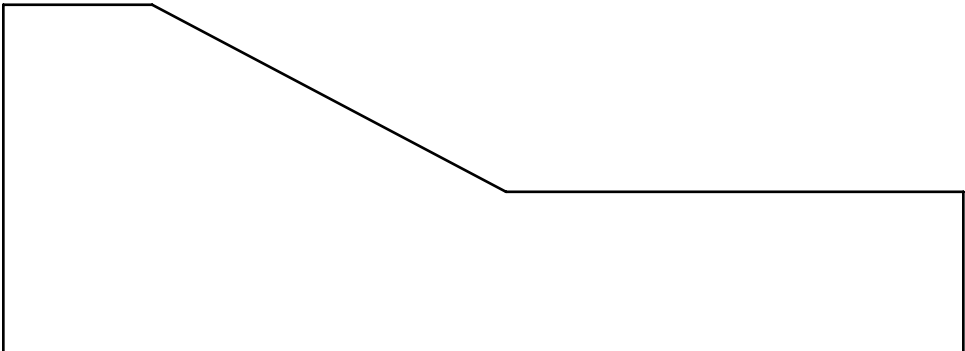
---

# CASINGS & WINDOW TRIM

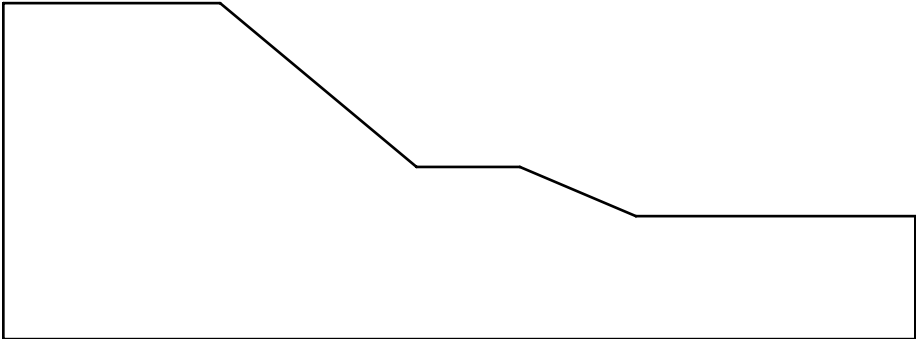
---



**Plinth**  
**AHC 9836-4**  
1-3/4 x 5-3/4



**Plinth**  
**AHC 8811**  
1-13/16 x 5

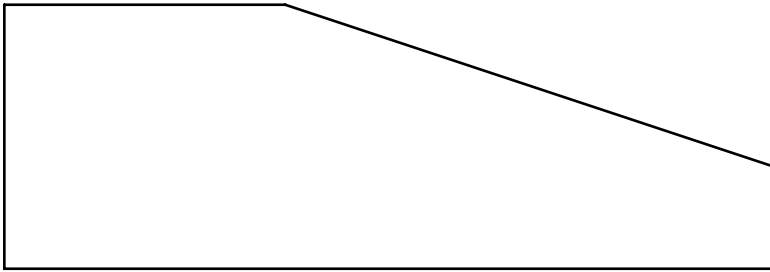


**Plinth**  
**AHC 9836-3**  
1-3/4 x 4-3/4

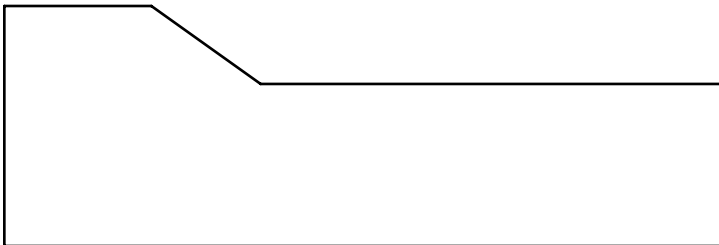
---

# CASINGS & WINDOW TRIM

---




**Plinth**  
**AHC 8810**  
1-3/8 x 4



**Plinth**  
**AHC 27**  
1-1/4 x 3-3/4




**Stool**  
**AHC 1193**  
11/16 x 5-1/4



**Stool**  
**AHC 1162**  
1-1/4 x 4

# CASINGS & WINDOW TRIM



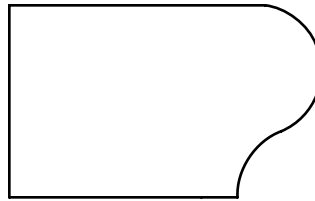
**Stool**  
**AHC 1196**  
1-1/16 x 3-1/4




**Stool**  
**AHC 4251**  
3/4 x 3




**Stool**  
**AHC 1194**    **AHC 1195**  
11/16 x 2-3/4    11/16 x 2-1/2



**Stool**  
**AHC A33**  
1 x 1-5/8



**Stop**  
**AHC 934**  
1/2 x 2



**Stop**  
**AHC 936**    **AHC 941-2**    **AHC 941-1**  
1/2 x 2    1/2 x 7/8    1/2 x 3/4



**Stop**  
**AHC 935**    **AHC 940**  
3/8 x 1-5/8    3/8 x 7/8  
**AHC 938**    **AHC 941**  
3/8 x 1-1/8    3/8 x 3/4



**Stop**  
**AHC 954**  
1/2 x 1-5/8

---

# CASINGS & WINDOW TRIM

---



**Stop**  
**AHC 952**  
7/16 x 1-3/8

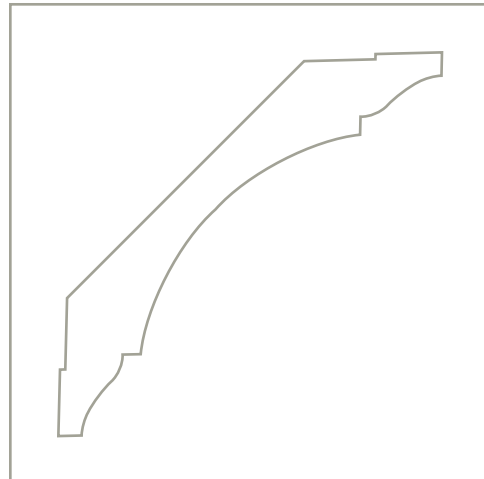


**Stop**  
**AHC 953**  
7/16 x 1-3/8



**Stop**  
**AHC 951**  
11/32 x 25/32

# CROWN MOULDING



# CROWN MOULDING



The mark of  
responsible forestry

FSC® C068144



Fine architectural mouldings truly are the crowning focal point of many residential and commercial projects. Used to embellish the joint between the wall and the ceiling, crown moulding is also a popular trim for cabinet tops, mantels and window headers. While we offer one of the broadest selections of crown mouldings in the Southeast, we encourage you to investigate our custom capabilities to create your own, unique interpretation of crown moulding.

Each profile is manufactured to exacting standards from the finest kiln-dried hardwoods. From cherry and oak, to African mahogany and maple, we offer one of the largest selections of species available in the Southeast. Our extensive collection of moulding profiles makes it easy to achieve a custom look, from the simplest job to the most inspired application.

Our sales group is a skilled group of professionals who will work with you throughout the design process and is available to assist you in sourcing unusual products, including extra-wide crown profiles and exotic species. You'll find that AHC Hardwood Group is a ready resource for the finest quality hardwood mouldings.



---

# CROWN MOULDING

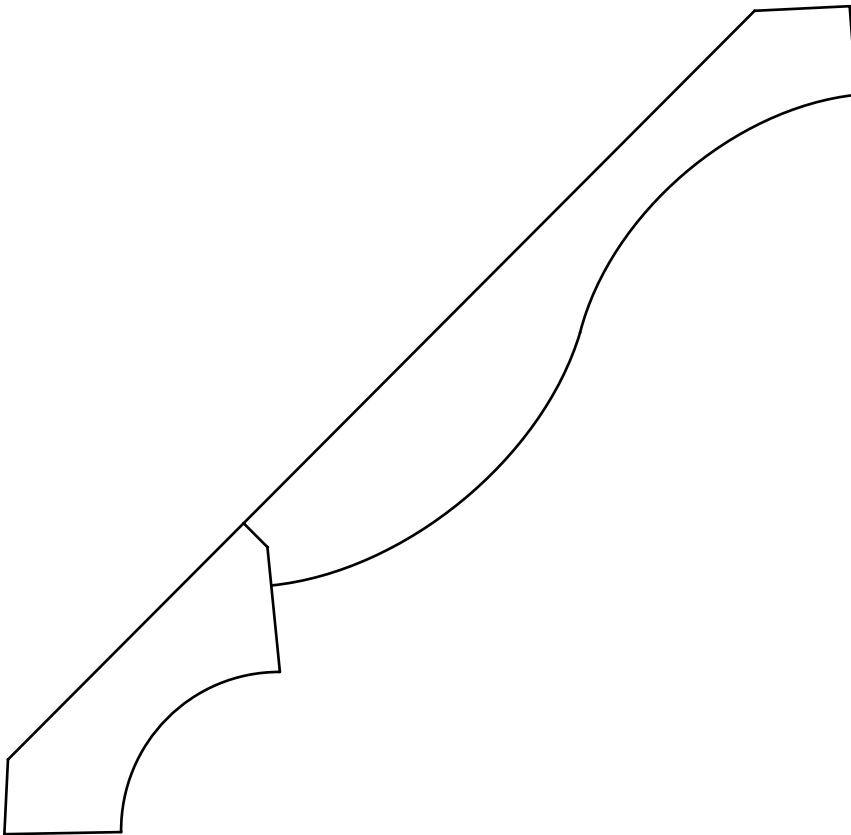
---



**Cornice**  
**AHC 8903**  
3/4 x 5-1/2



**Cornice**  
**AHC 8904**  
3/4 x 5-1/2



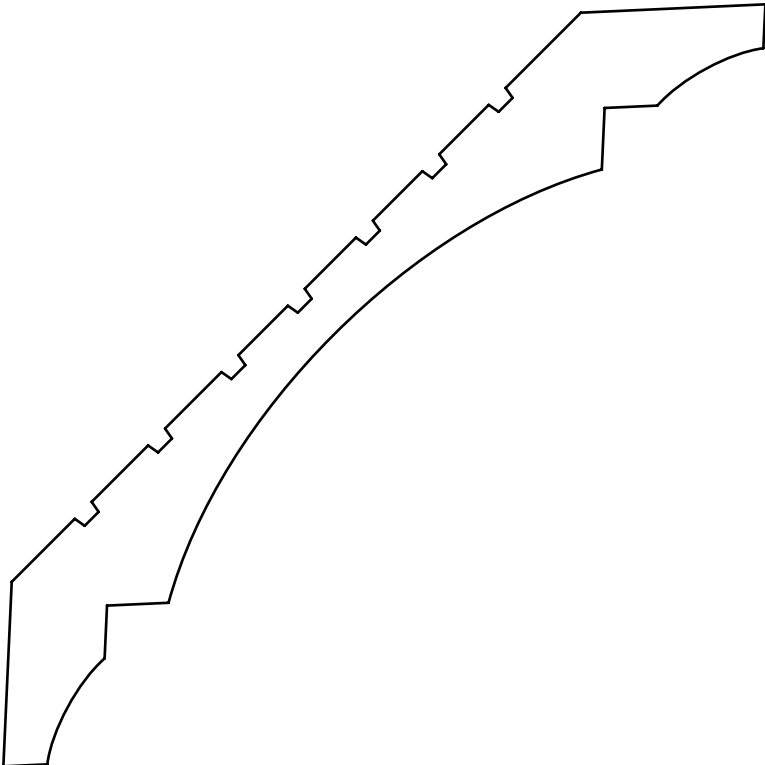
**Crown**  
**AHC 12-375**  
1-3/8 x 12-3/8

*Reduced by 50%*  
Rise 8-5/8  
Run 8-7/8

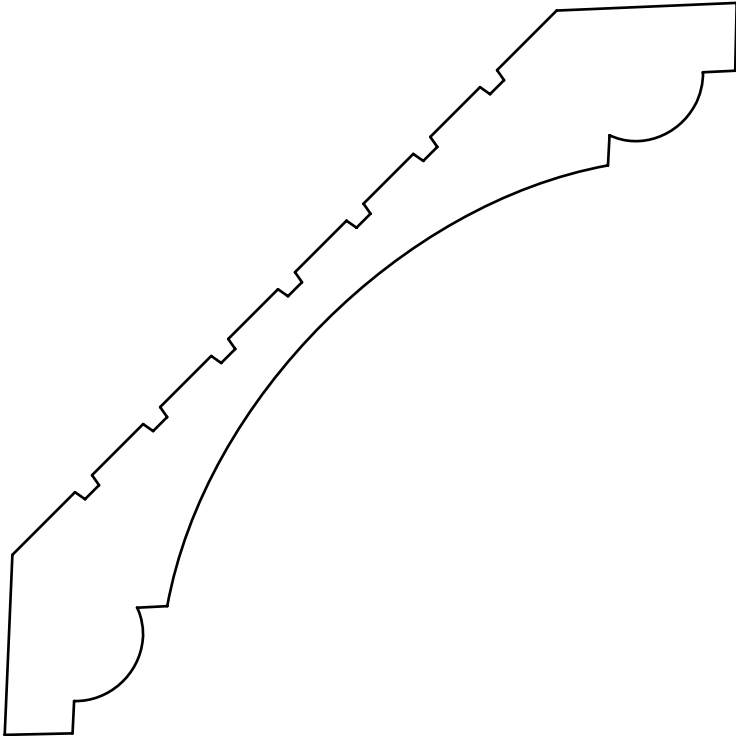
---

# CROWN MOULDING

---



**Crown** *Reduced by 50%*  
**AHC 301-1** Rise 8  
1-9/16 x 11-1/4 Run 8



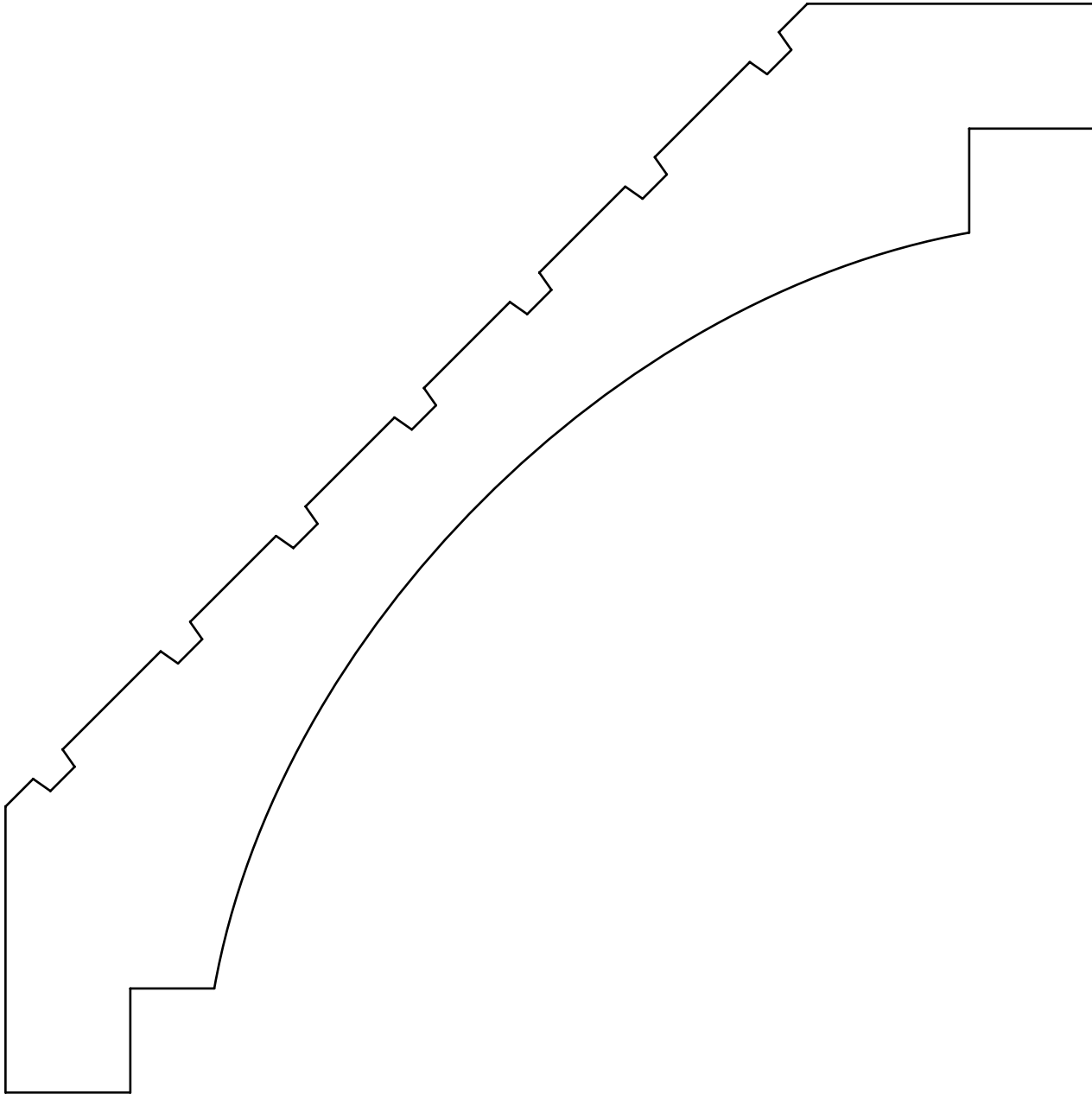
**Crown** *Reduced by 50%*  
**AHC 3119** Rise 7-5/8  
1-3/4 x 10-3/4 Run 7-5/8



---

# CROWN MOULDING

---



**Crown**

**AHC 8820**

1-3/4 x 9-1/4

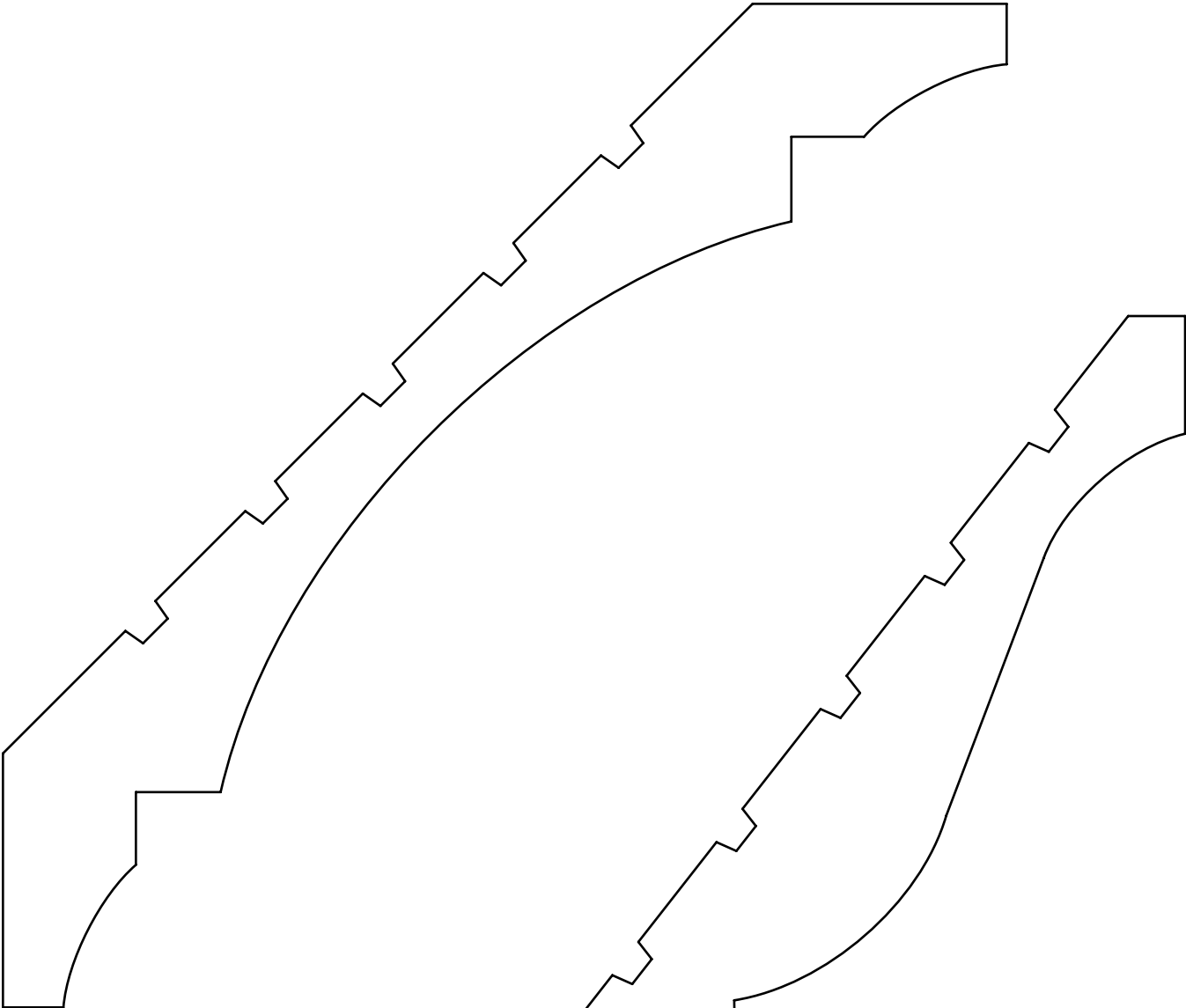
Rise 6-9/16

Run 6-9/16

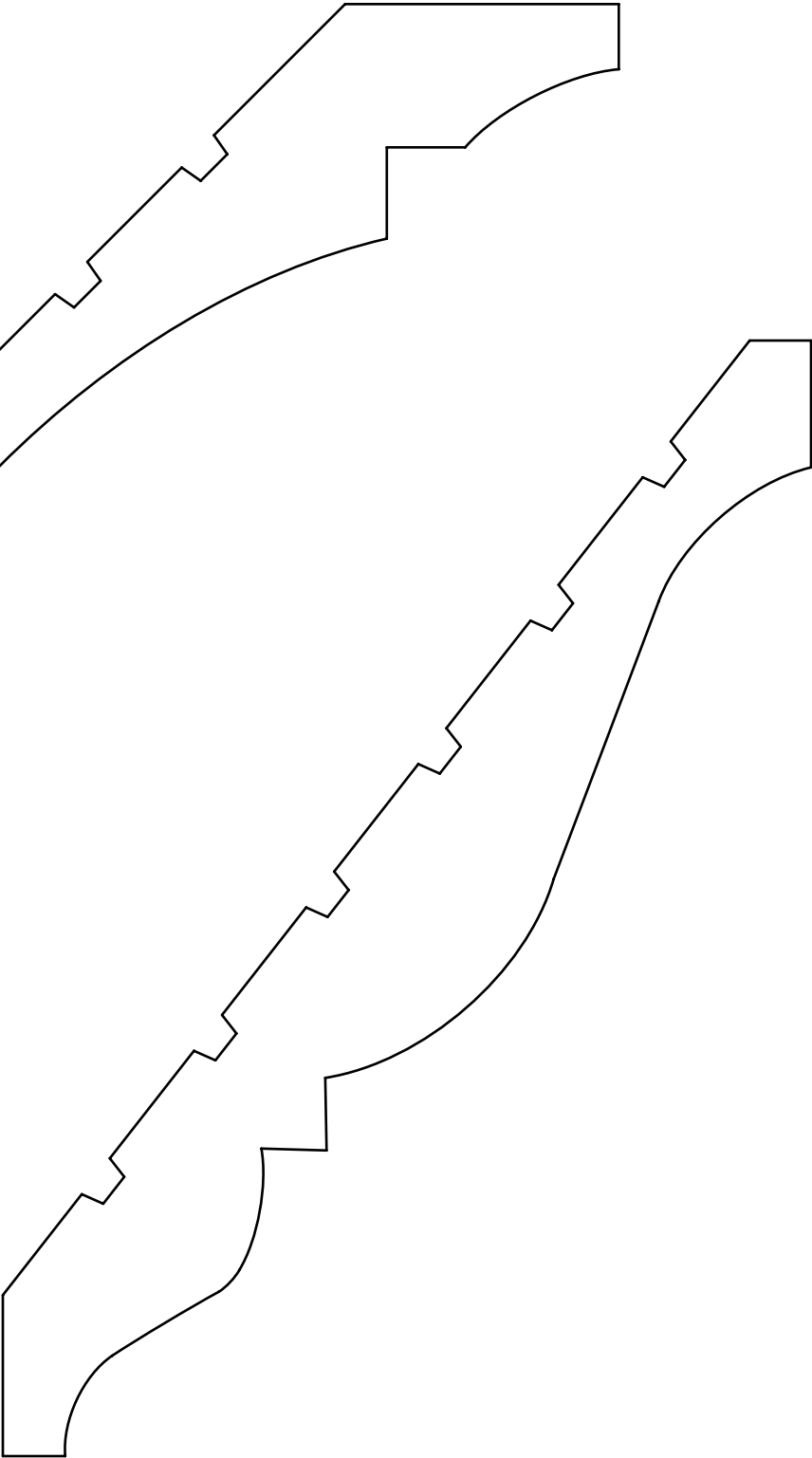
---

# CROWN MOULDING

---



**Crown  
AHC 301**      Rise 5-15/16  
1-5/16 x 8-3/8      Run 5-15/16

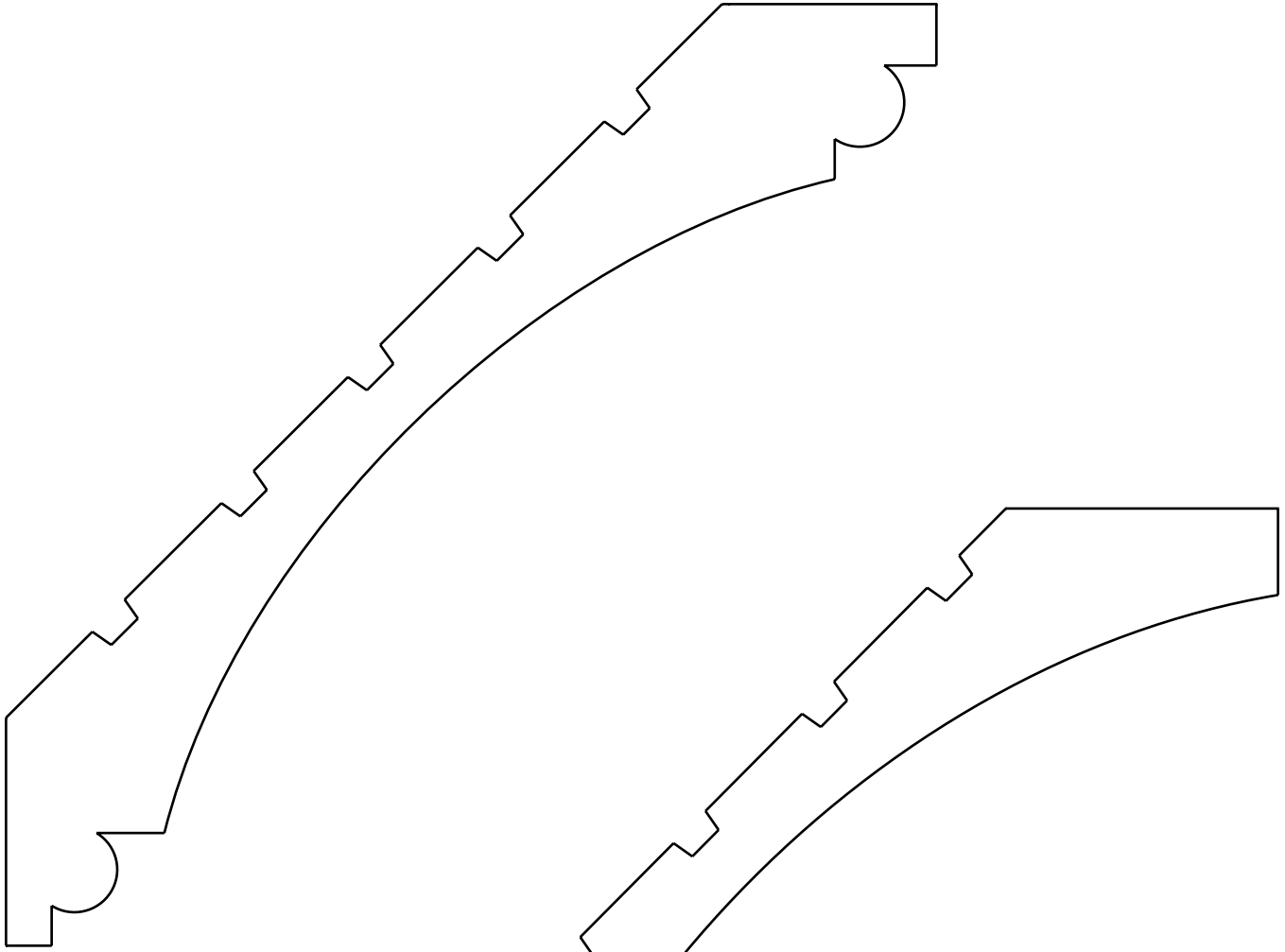


**Crown  
AHC 9**      Rise 6-1/8  
1-1/16 x 7-9/16      Run 4-7/16

---

# CROWN MOULDING

---



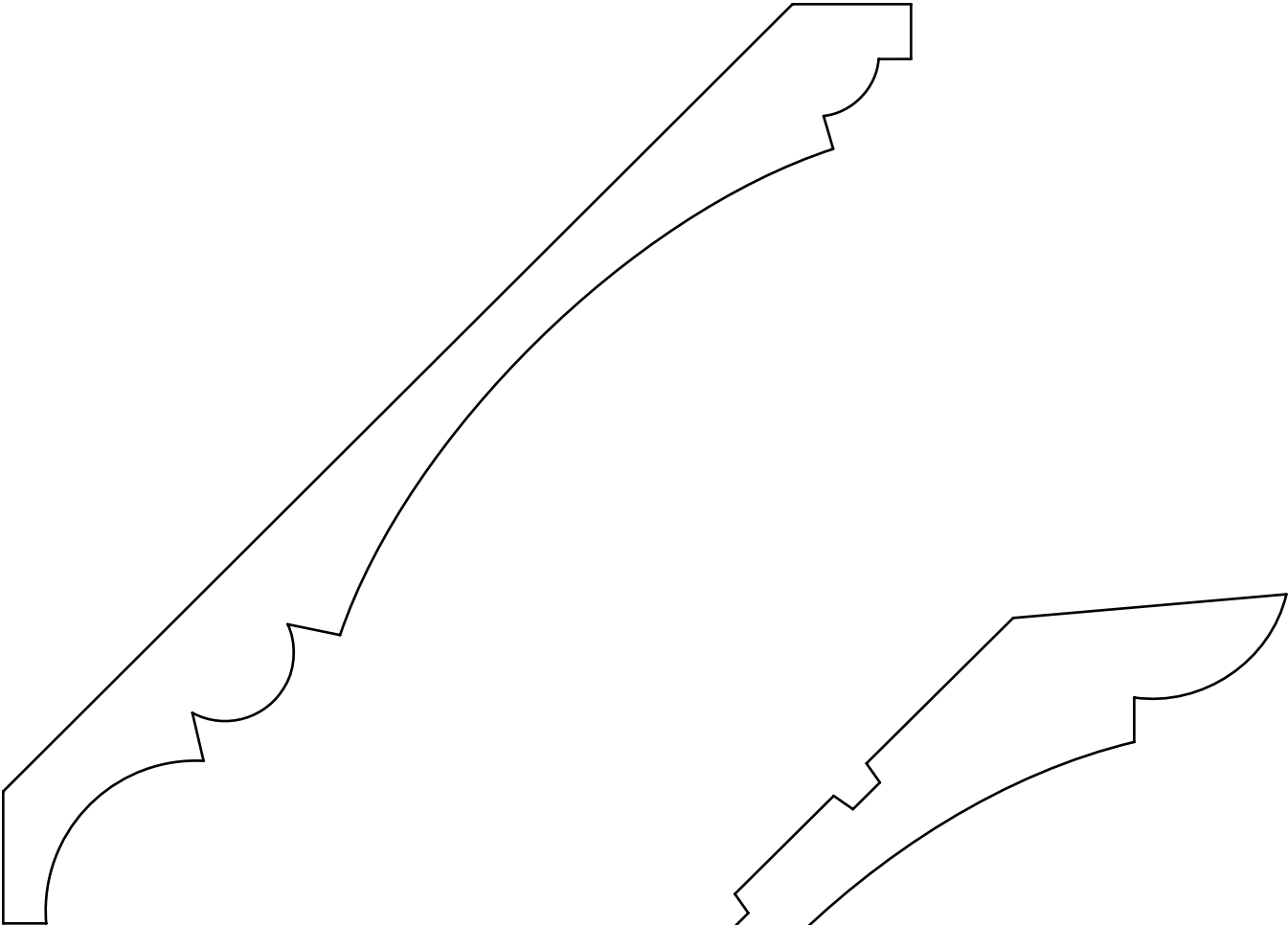
**Crown**  
**AHC 9880** Rise 5-3/16  
1-1/16 x 7-1/4 Run 5-1/8

**Crown**  
**AHC 9871** Rise 5-3/16  
1-1/2 x 7-3/16 Run 5

---

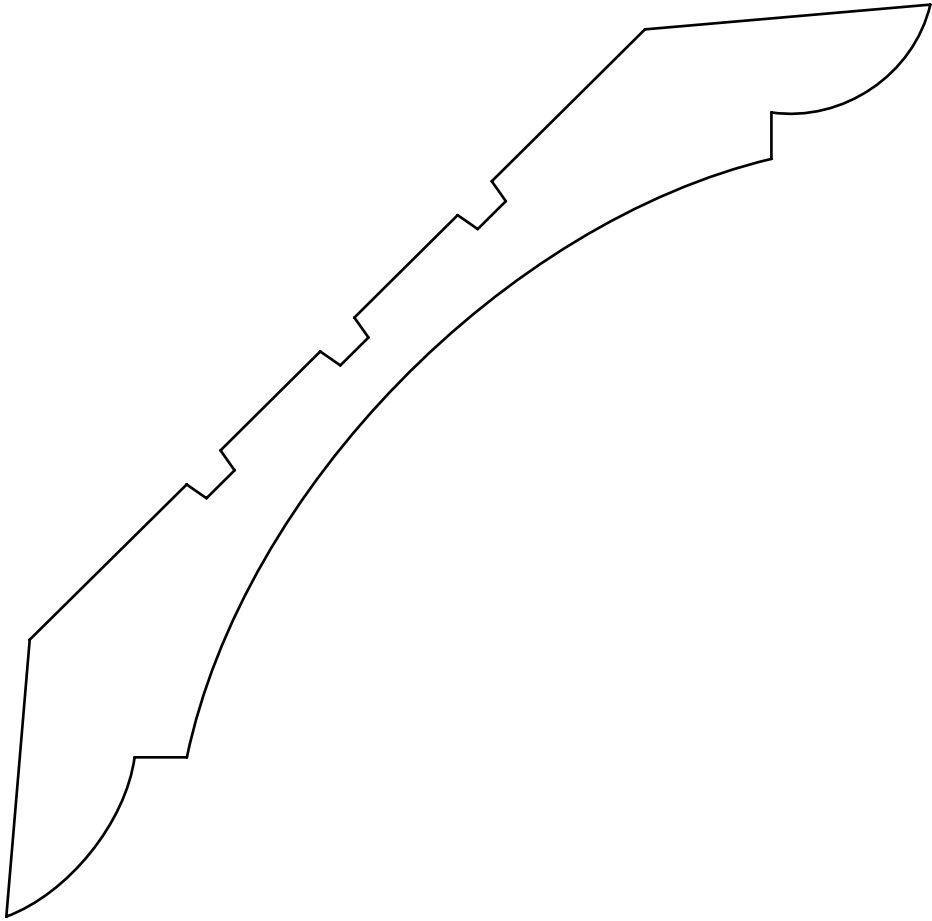
# CROWN MOULDING

---



**Crown**  
**AHC 75**  
1 1/16 x 7

Rise 5  
Run 4-15/16



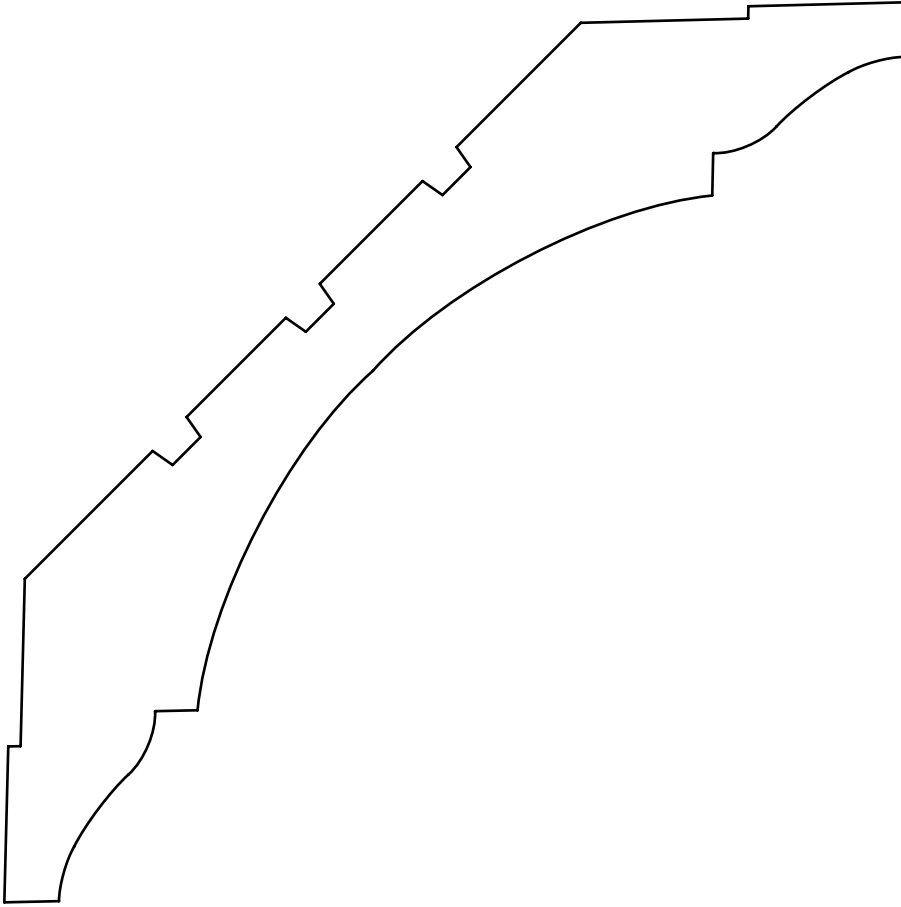
**Crown**  
**AHC 9304**  
1 x 6-3/4

Rise 4-3/4  
Run 4-13/16

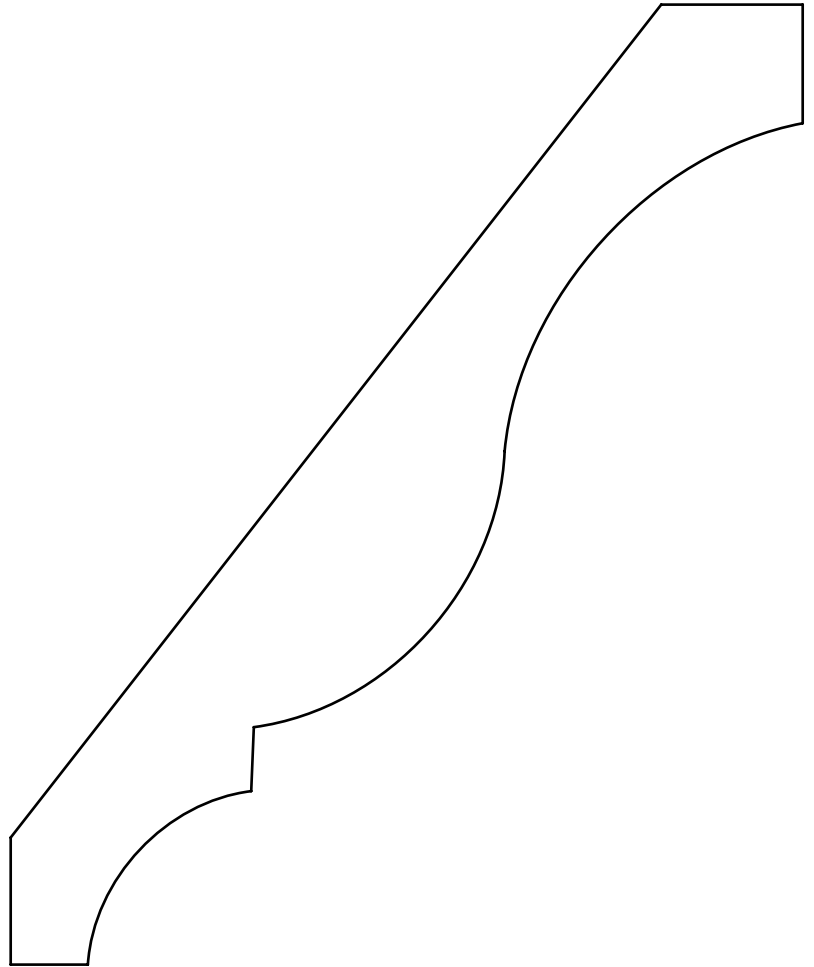
---

# CROWN MOULDING

---



**Crown**  
**AHC 375**    Rise 4-11/16  
1-5/16 x 6-5/8    Run 4-11/16

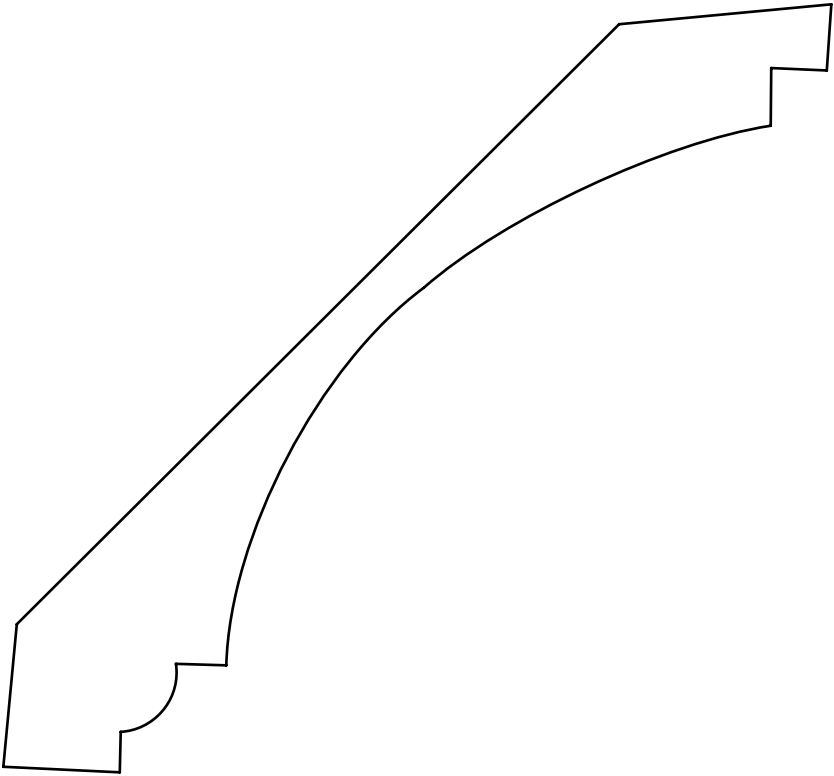


**Crown**  
**AHC 15**    Rise 5  
1-1/16 x 6-1/2    Run 4-1/8

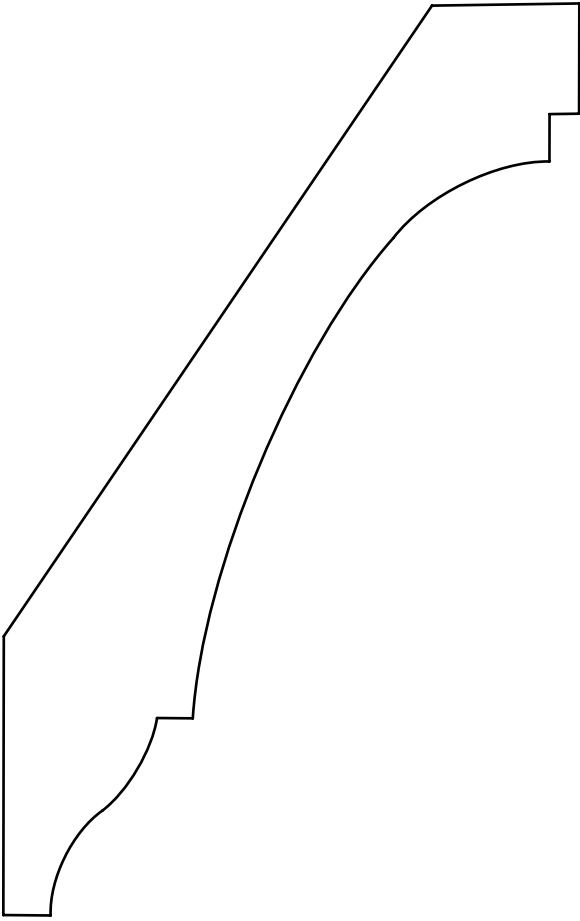
---

# CROWN MOULDING

---



**Crown**  
**AHC 325**    Rise 4  
15/16 x 5-7/8    Run 4-5/16




**Crown**  
**AHC A44**    Rise 4-3/4  
1-1/16 x 5-5/8    Run 3

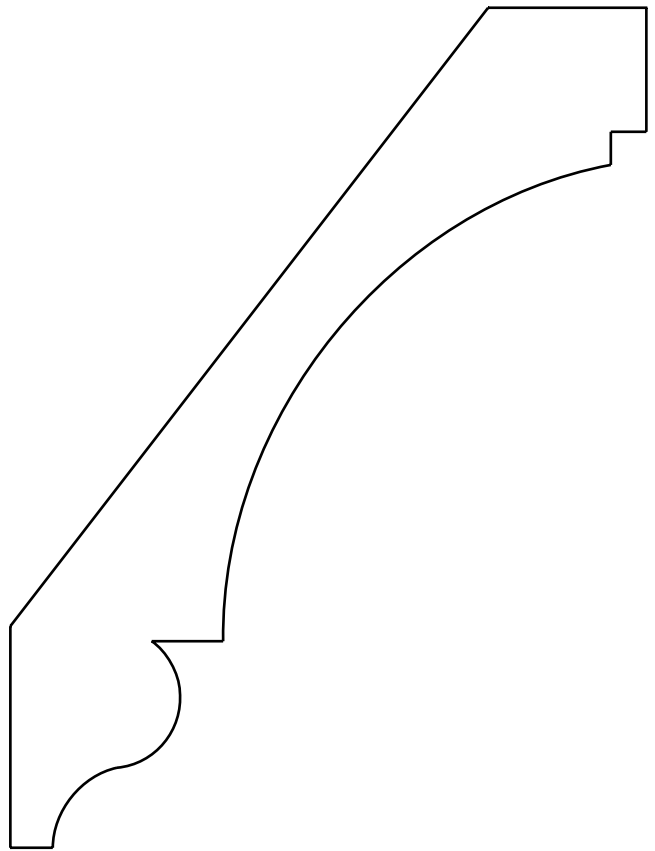
---

# CROWN MOULDING

---



**Crown**  
**AHC 17** Rise 4-7/16  
11/16 x 5-5/8 Run 3-7/16

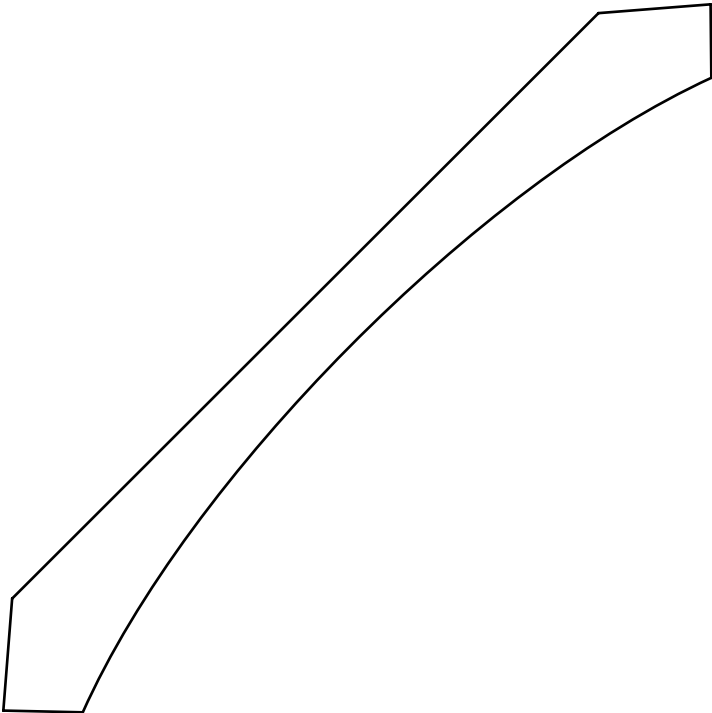


**Crown**  
**AHC 9883** Rise 4-3/8  
1-1/16 x 5-1/2 Run 3-5/16

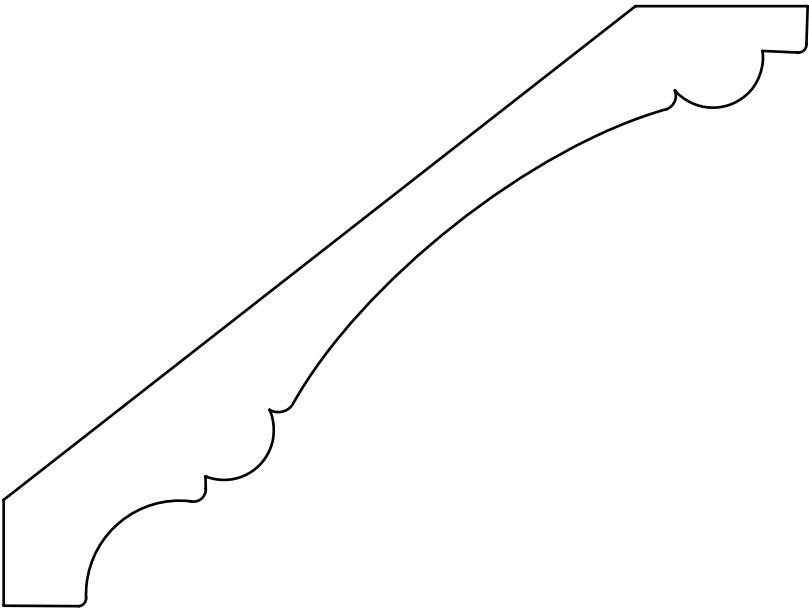
---

# CROWN MOULDING

---



**Crown**  
**AHC 474**    Rise 3-11/16  
11/16 x 5-1/4    Run 3-11/16



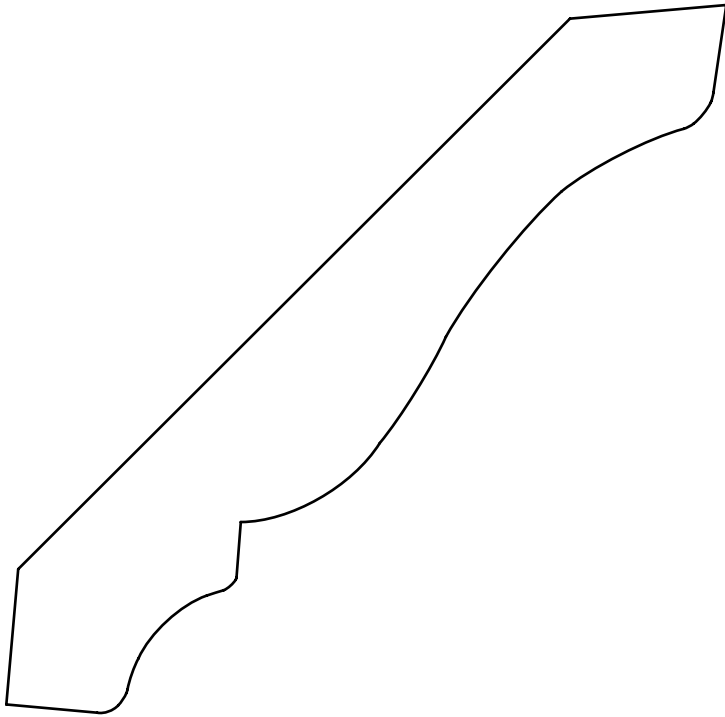
**Crown**  
**AHC 525**    Rise 3-1/8  
3/4 x 5-1/4    Run 4-3/16



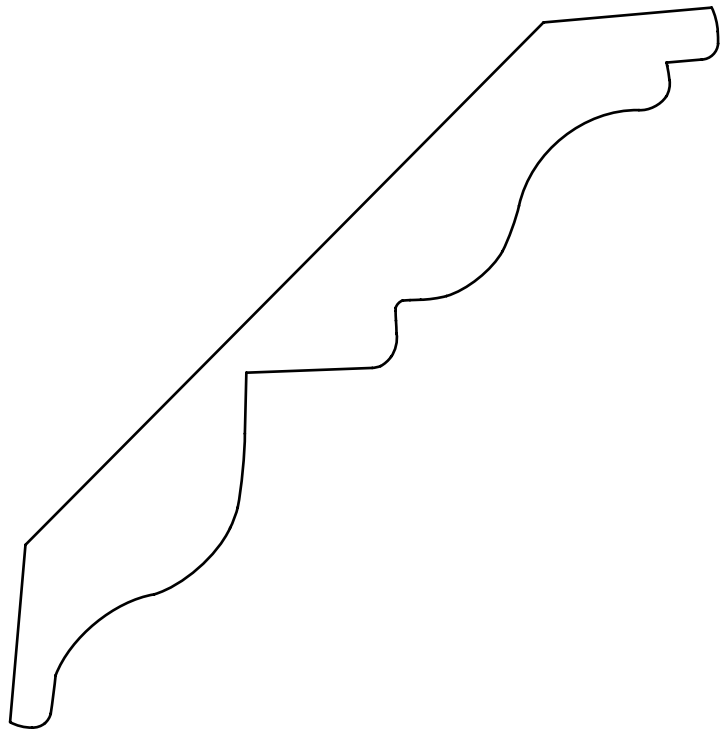
---

# CROWN MOULDING

---



**Crown**  
**AHC 5251** Rise 3-3/4  
7/8 x 5-1/4 Run 3-11/16

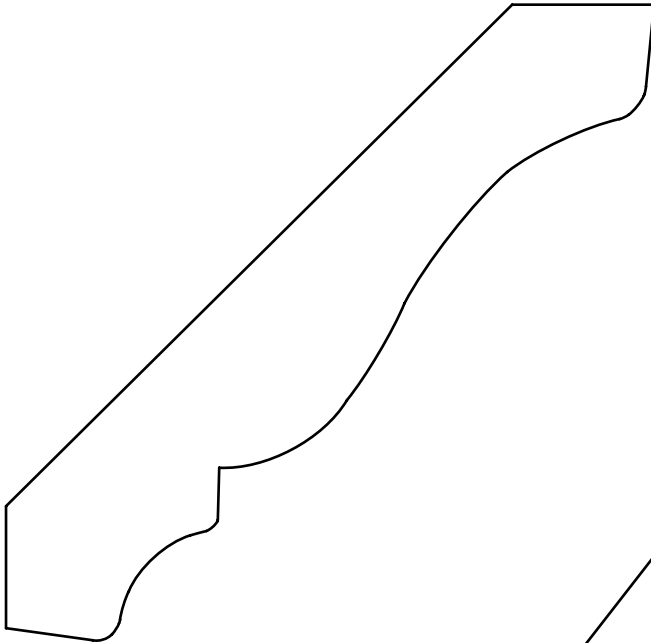


**Crown**  
**AHC 5252** Rise 3-3/4  
3/4 x 5-1/4 Run 3-11/16


---

# CROWN MOULDING

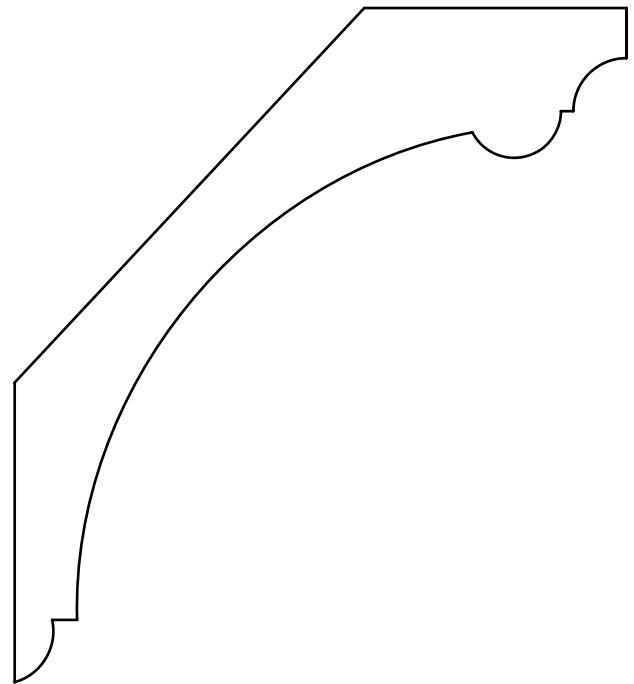
---



**Crown**  
**AHC 4751** Rise 3-7/16  
7/8 x 4-3/4 Run 3-3/8



**Crown**  
**AHC 47** Rise 3-11/16  
11/16 x 4-5/8 Run 2-3/4

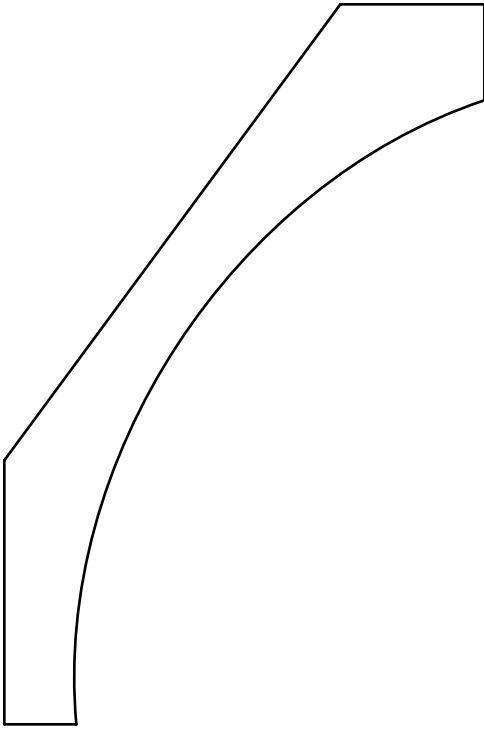


**Crown**  
**AHC A15** Rise 3-3/8  
1-1/16 x 4-9/16 Run 3-1/16

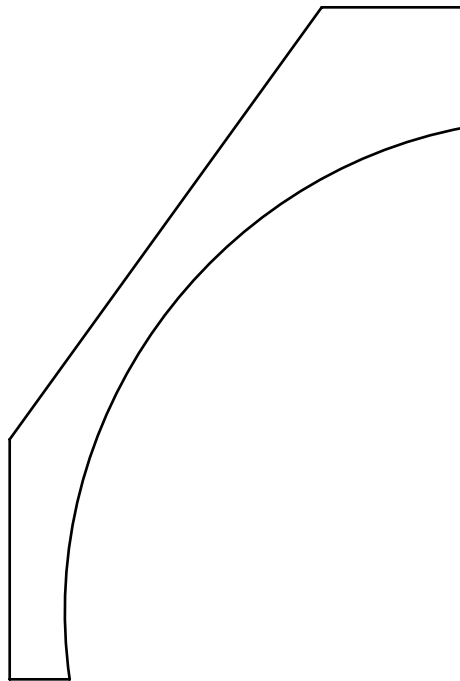
---

# CROWN MOULDING

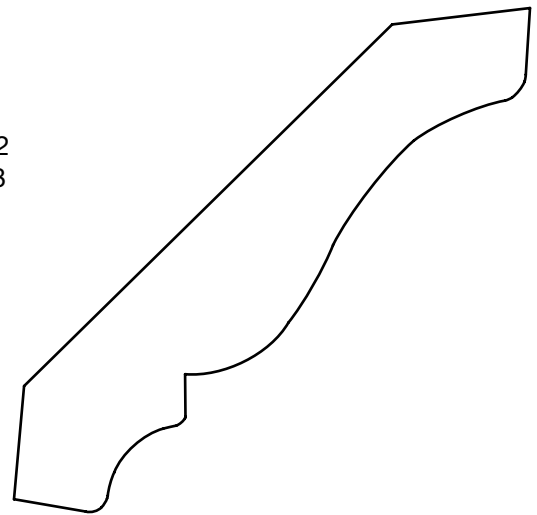
---



**Crown  
AHC A12** Rise 3-3/4  
1-1/8 x 4-1/2 Run 2-1/2



**Crown  
AHC A30** Rise 3-1/2  
1 x 4-1/4 Run 2-3/8

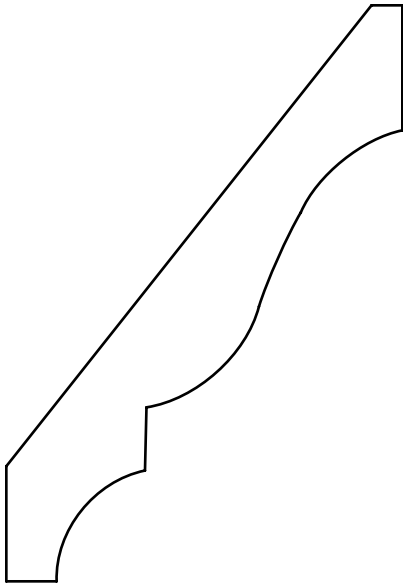


**Crown  
AHC 3751** Rise 2-11/16  
3/4 x 3-3/4 Run 2-5/8

---

# CROWN MOULDING

---

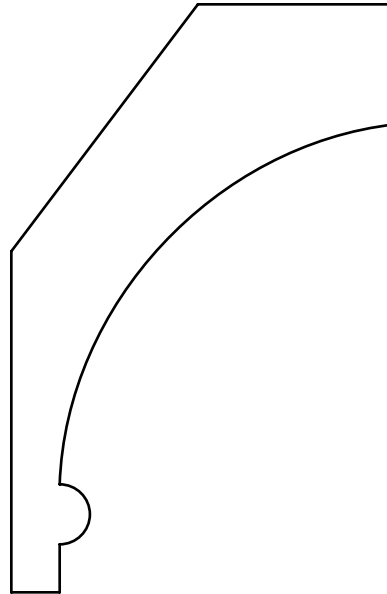


**Crown**  
**AHC 49**

9/16 x 3-5/8

Rise 3

Run 2-1/16

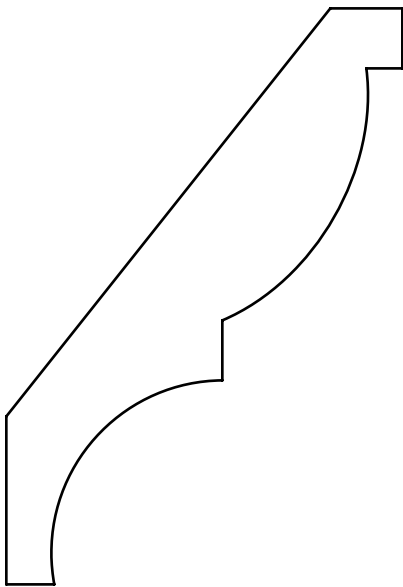


**Crown**  
**AHC A20**

1-1/4 x 3-5/8

Rise 3-1/16

Run 2

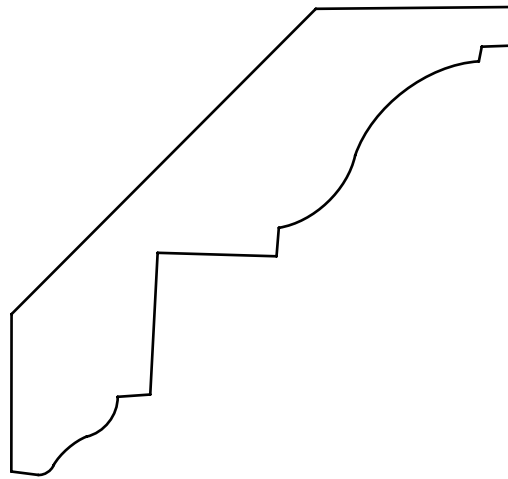


**Crown**  
**AHC A23**

3/4 x 3-5/8

Rise 3

Run 2-1/16



**Crown**  
**AHC 4**

7/8 x 3-9/16

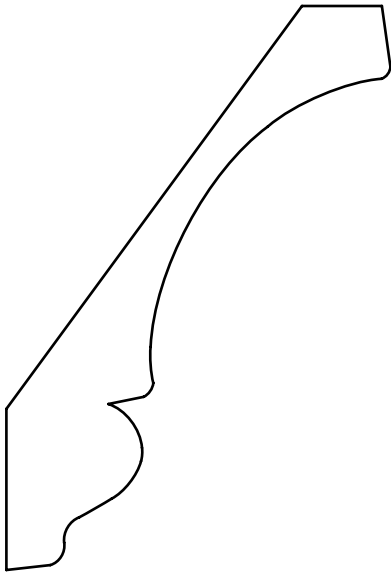
Rise 2-7/16

Run 2-5/8

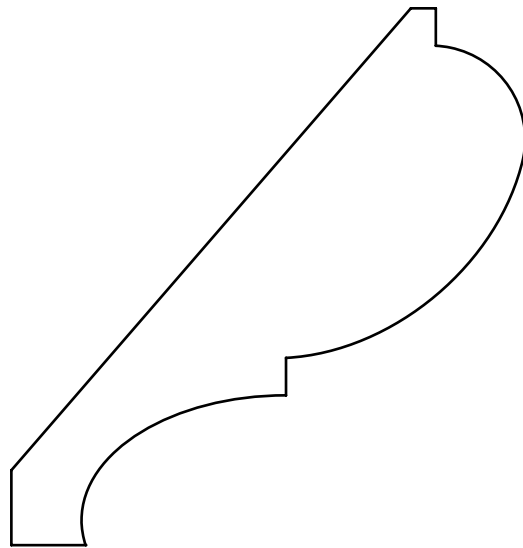
---

# CROWN MOULDING

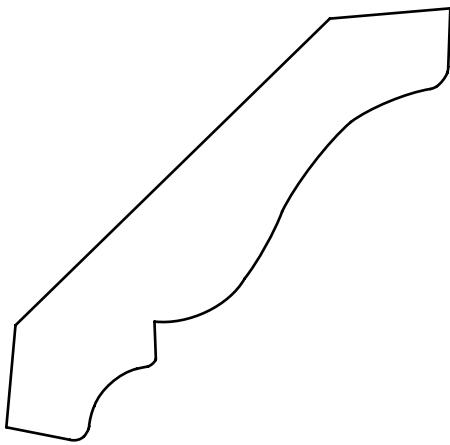
---



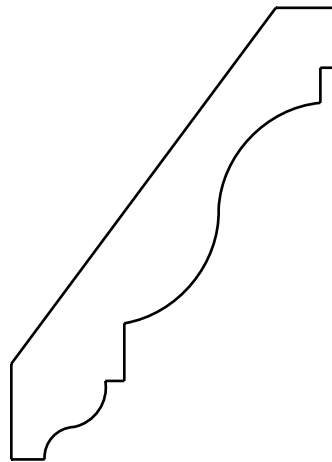
**Crown**  
**AHC 309** Rise 2-15/16  
3/4 x 3-9/16 Run 2



**Crown**  
**AHC A31** Rise 2-11/16  
1-1/16 x 3-7/16 Run 2-9/16

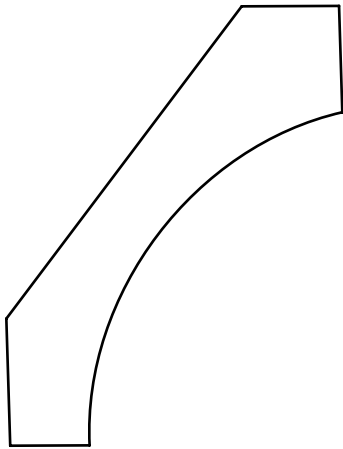


**Crown**  
**AHC 3251** Rise 2-5/16  
11/16 x 3-1/4 Run 2-1/4

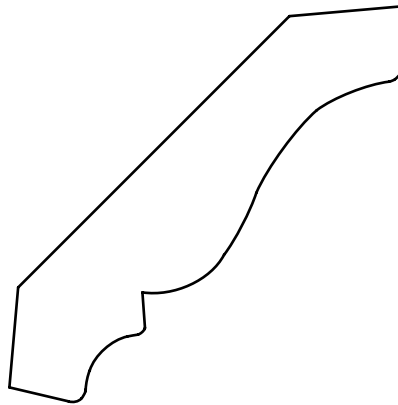


**Crown**  
**AHC 9861** Rise 2-1/4  
1/2 x 2-13/16 Run 1-5/8

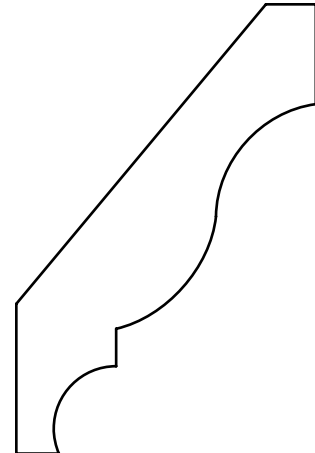
# CROWN MOULDING



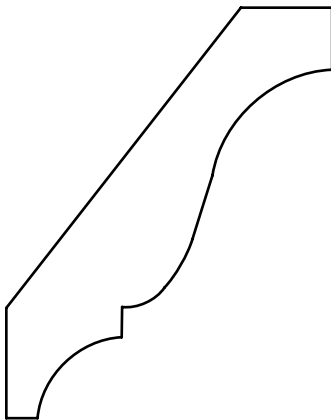
**Crown**  
**AHC 370** Rise 2-3/16  
 11/16 x 2-3/4 Run 1-11/16



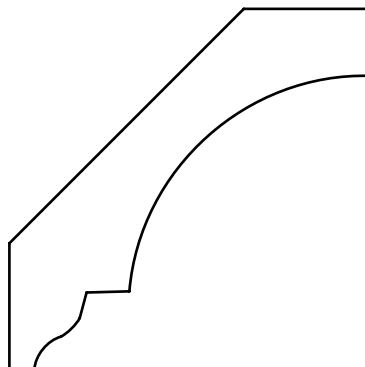
**Crown**  
**AHC 2751** Rise 2  
 5/8 x 2-3/4 Run 1-15/16



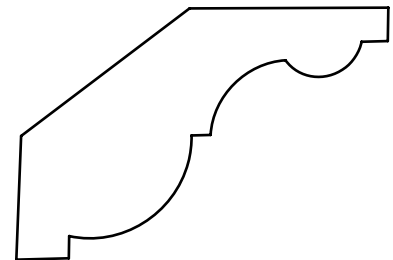
**Crown**  
**AHC A37** Rise 2-1/4  
 5/8 x 2-11/16 Run 1-1/2



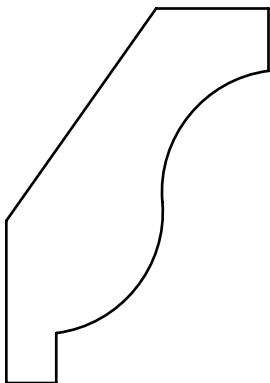
**Crown**  
**AHC 52** Rise 2-1/16  
 9/16 x 2-5/8 Run 1-5/8



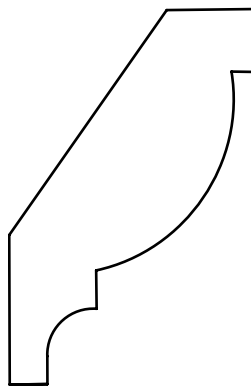
**Crown**  
**AHC 317** Rise 1-13/16  
 5/8 x 2-9/16 Run 1-13/16



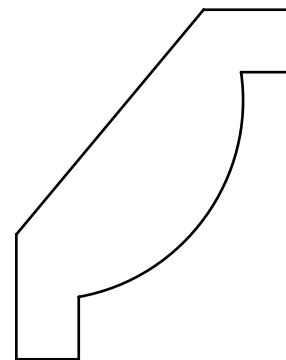
**Crown**  
**AHC 339** Rise 1-5/16  
 3/4 x 2-3/8 Run 1-15/16



**Crown**  
**AHC A41** Rise 1-7/8  
 3/4 x 2-5/16 Run 1-5/16

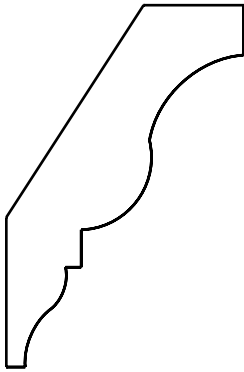


**Crown**  
**AHC A43** Rise 1-7/8  
 1 x 2-1/4 Run 1-1/4

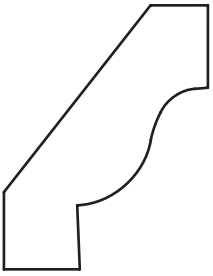


**Crown**  
**AHC A45** Rise 1-3/4  
 11/16 x 2-1/4 Run 1-3/8

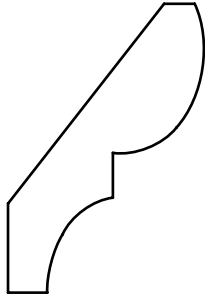
# CROWN MOULDING



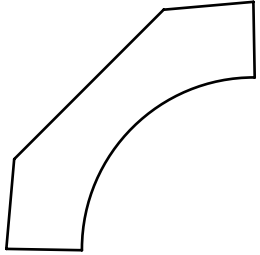
**Crown**  
**AHC A50**    Rise 1-13/16  
 9/16 x 2-3/16    Run 1-3/16



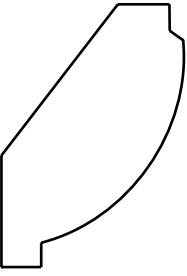
**Crown**  
**AHC 60**    Rise 1-3/8  
 9/16 x 1-3/4    Run 1-1/16



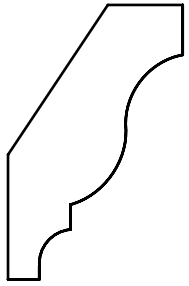
**Crown**  
**AHC 74**    Rise 1-7/16  
 7/16 x 1-3/4    Run 1



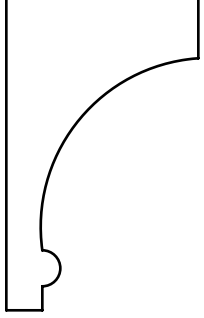
**Crown**  
**AHC 85**    Rise 1-1/4  
 9/16 x 1-3/4    Run 1-1/4



**Crown**  
**AHC A51**    Rise 1-5/16  
 1 x 1-5/8    Run 15/16

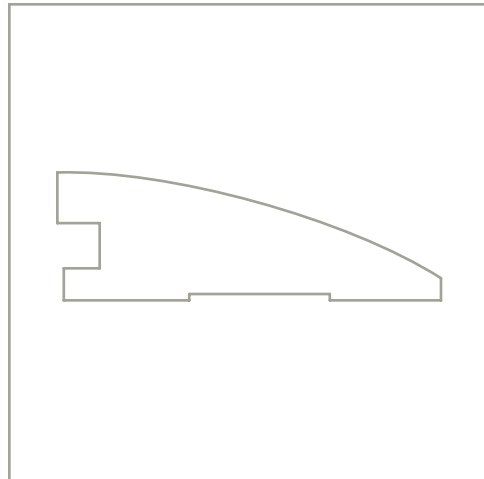


**Crown**  
**AHC A52**    Rise 1-3/8  
 1/2 x 1-5/8    Run 7/8



**Crown**  
**AHC A53**    Rise 1-5/8  
 1 x 1-5/8    Run 1

# FLOORING & ACCESSORIES





# FLOORING & ACCESSORIES



The hardwoods for our hardwood flooring and flooring accessories are carefully selected for their extraordinary beauty and characteristics and sourced only from the highest quality timber from the Appalachians and around the world.

We specialize in unfinished plank flooring, three to eight inches wide and three to 16 feet long. Wider and longer plank flooring is available in some (old growth) species, such as French oak. Custom flooring is available in more than 30 different species. Along with our hardwood flooring, we also offer one of the highest quality engineered flooring products available on the market today, featuring a 1/4-inch hardwood surface. This hardwood top layer, which is two to three times the thickness of many popular engineered flooring products, is comparable to the lifetime wear of a solid hardwood product.

Our hardwood flooring profile collection includes the following:

- Flooring
- Nosing
- Reducers
- Thresholds



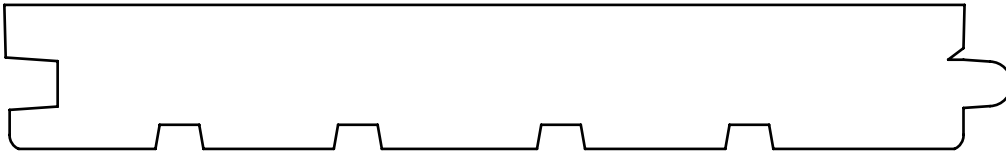
The mark of  
responsible forestry

FSC® C068144


---

# FLOORING & FLOORING ACCESSORIES

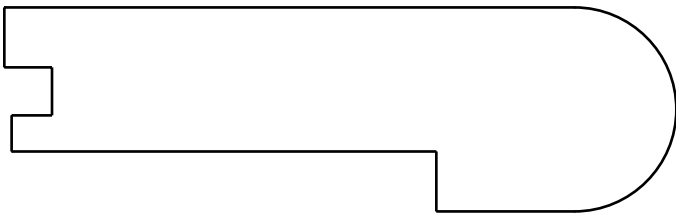
---



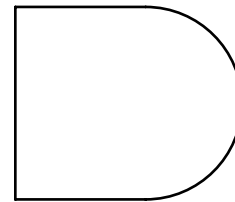
**Flooring**  
**AHC FL07** 3/4 x 7  
**AHC FL05** 3/4 x 5  
**AHC FL03** 3/4 x 3  
Larger custom sizes available




**Nosing**  
**AHC 21**  
1-1/16 x 5-1/4



**Nosing**  
**AHC 23**  
1-1/16 x 3-1/2



**Nosing**  
**AHC 24**  
1-1/16 x 1-1/4

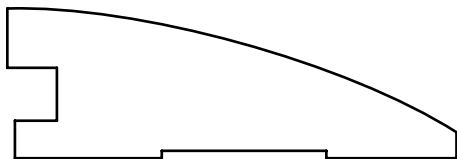


**Reducer**  
**AHC 7150**  
1-1/2 x 3-3/4

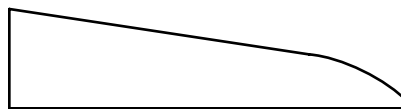
---

# FLOORING & FLOORING ACCESSORIES

---



**Reducer**  
**AHC 7075**  
3/4 x 2-1/4



**Reducer**  
**AHC 7050**  
1/2 x 2




**Reducer**  
**AHC 7038**  
3/8 x 1-7/8



**Reducer**  
**AHC 7012**  
5/16 x 1-1/2



**Spline**  
**AHC SPLINE**  
1/4 x 7/16




**Threshold**  
**AHC 8278**  
5/8 x 5-5/8


---

# FLOORING & FLOORING ACCESSORIES

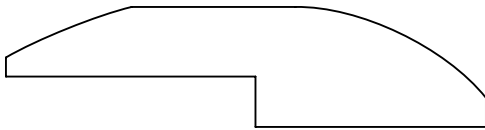
---



**Threshold  
AHC 41**  
5/8 x 4-5/8



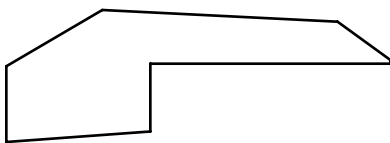
**Threshold  
AHC 45**  
5/8 x 3-5/8



**Threshold  
AHC 8274**  
5/8 x 2-1/2



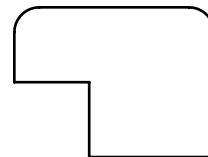
**Threshold  
AHC 8270**  
3/8 x 2



**Threshold  
AHC 8271**  
11/16 x 2




**Threshold  
AHC 8273**  
5/16 x 1-1/2



**Threshold  
AHC 8272**  
3/4 x 1

# HANDRAIL & STAIR TRIM



# H A N D R A I L & S T A I R T R I M



Stairways are more than a means to travel from floor to floor. For a beautifully finished installation, you'll want handrail and stair trim in classic, durable hardwood. Our extensive species selection means that you can find mouldings, handrail and stair trim to make your vision come to life. Whether creating a contemporary, dramatic stairway for a commercial installation or a traditional, elegant stairway for a charming residential home, you'll want precision-cut mouldings manufactured from the highest-quality kiln-dried hardwoods.

Our handrail and stair trim profiles include:

- Handrail
- Coves & Scotia
- Wall Cap
- Step Tread

Choose from a selection of profiles or talk with one of the professionals in our sales group for custom designs.

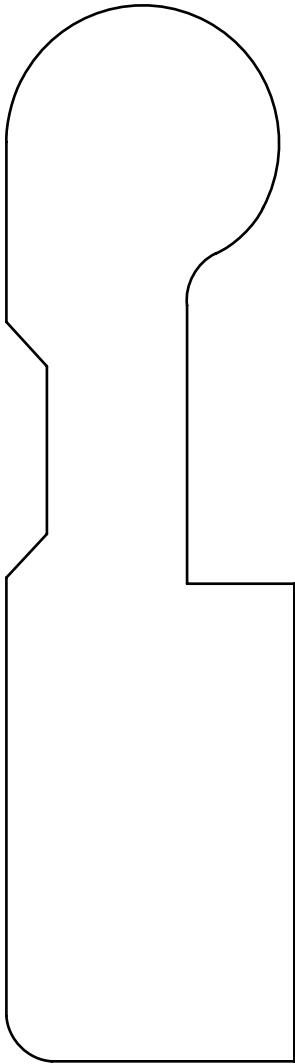


The mark of  
responsible forestry  
FSC® C068144


---

# HANDRAIL & STAIR TRIM


---



**Handrail**  
**AHC 6001**  
1-1/2 x 5-1/2



**Handrail**  
**AHC 6510E4E**  
1-3/4 x 2-7/8

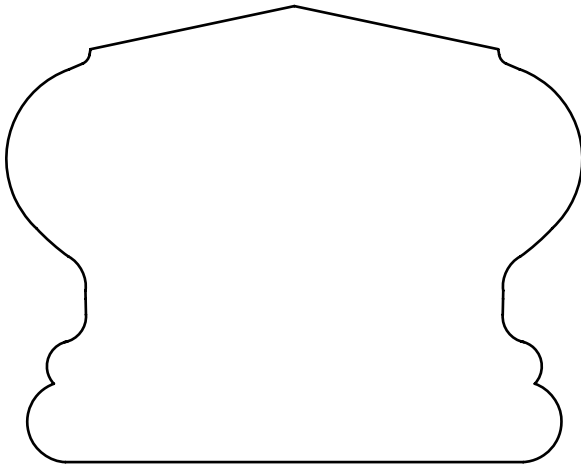


**Handrail**  
**AHC KEYHOLE**  
3 x 2-1/4

---


# HANDRAIL & STAIR TRIM

---



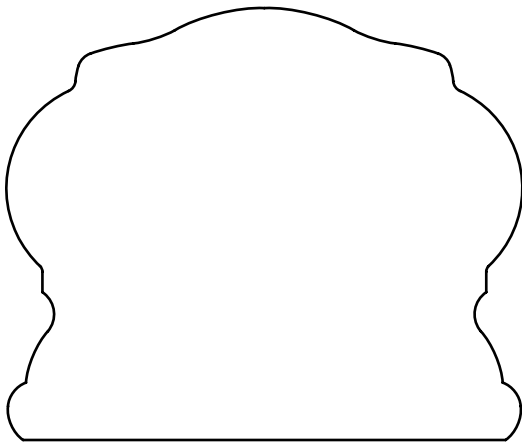
**Handrail**  
**AHC 6510**  
2-3/8 x 3

**Bending Rail**  
**AHC 6510 BR**  
2-7/16 x 3



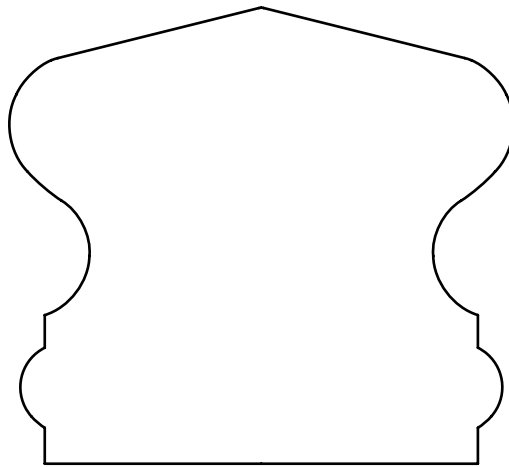
**Handrail**  
**AHC 6710**  
2-5/16 x 2-5/8

**Bending Rail**  
**AHC 6710 BR**  
2-1/2 x 2-5/8



**Handrail**  
**AHC 6810**  
2-1/4 x 2-11/16

**Bending Rail**  
**AHC 6810 BR**  
2-5/16 x 2-11/16



**Handrail**  
**AHC 6910**  
2-3/8 x 2-5/8

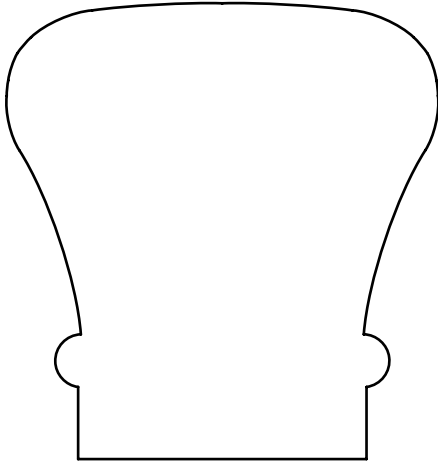
**Bending Rail**  
**AHC 6910 BR**  
2-7/16 x 2-5/8



---

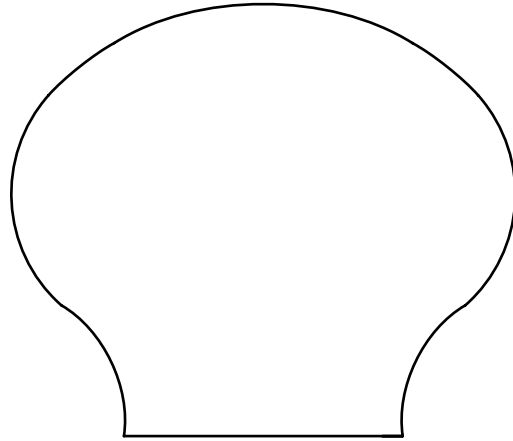
# HANDRAIL & STAIR TRIM

---

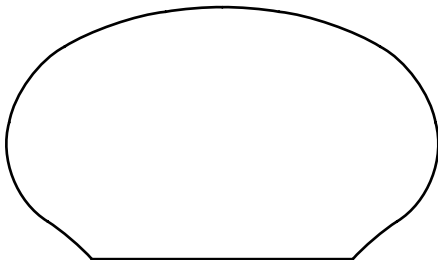


**Handrail**  
**AHC 6010**  
2-3/8 x 2-1/4

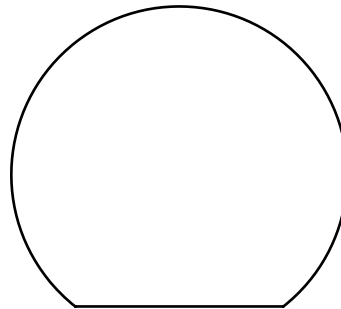
**Bending Rail**  
**AHC 6010 BR**  
2-7/16 x 2-1/4



**Handrail**  
**AHC 6600**  
2-1/4 x 2-5/8



**Handrail**  
**AHC 6042**  
1-5/16 x 2-1/4




**Handrail**  
**AHC 6040**  
1-9/16 x 1-3/4


---

# HANDRAIL & STAIR TRIM

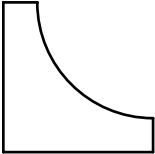
---



**Handrail**  
**AHC 6006**  
1 x 3-3/16



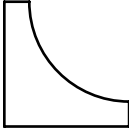
**Handrail**  
**AHC 6045**  
3/4 x 2-1/2



**Cove**  
**AHC 100**  
3/4 x 3/4



**Cove**  
**AHC 99**  
1/2 x 3/4



**Cove**  
**AHC 97**  
5/8 x 5/8




**Scotia**  
**AHC 79**  
7/16 x 11/16

---

# HANDRAIL & STAIR TRIM

---




**Wallcap**  
**AHC WALLCAP**  
3/4 x 6-1/2



**Step Tread**  
**AHC TREAD**  
1 x 11-1/4  
*Reduced by 50%*

# PANEL MOULDING



# PANEL MOULDING



Frame your designs with hardwood panel mouldings from our stylish collection of profiles. For more than 30 years, we've honed our manufacturing techniques to ensure that every profile we produce is of the finest quality. These classic panel moulding profiles make it easy to bring to life distinctive designs that add personality to every space you create.

Our collection of panel mouldings includes:


- Chair Rail
- Coves & Scotia
- Joint & Panel Mould
- Pencil Mould
- Paneling
- Siding Profiles

Enhance your next project with beautiful hardwood mouldings from one of the largest selections of species available in the Southeast. Our sales group is ready to put their experience to work for you to ensure that each moulding order is produced to your exact specifications.


---

# PANEL MOULDING

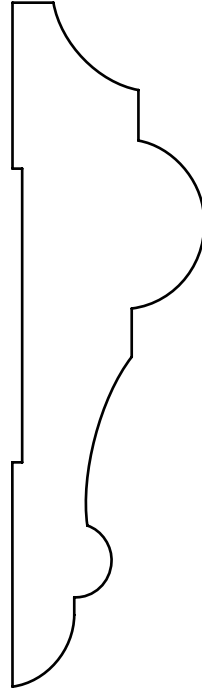
---




**Chair Rail**  
**AHC 81450**  
13/16 x 4-1/2



**Chair Rail**  
**AHC 304**  
1/2 x 4-1/4



**Chair Rail**  
**AHC 297**  
1 x 3-9/16




**Chair Rail**  
**AHC 350**  
3/4 x 3-1/2


---

# PANEL MOULDING

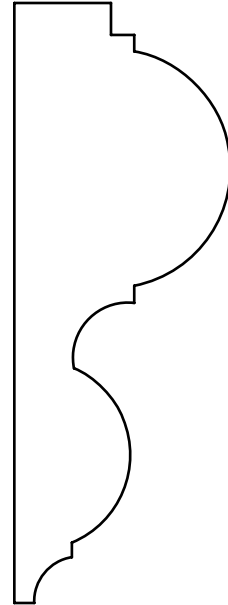
---




**Chair Rail**  
**AHC 9889**  
1 x 3-1/2



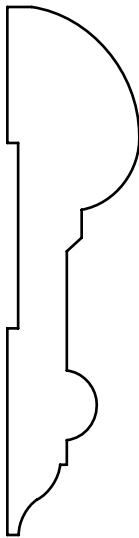
**Chair Rail**  
**AHC 505**  
1-1/8 x 3-3/8



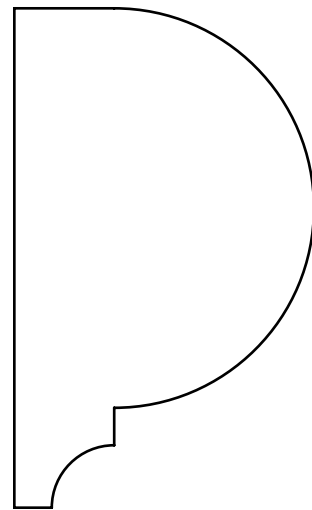
**Chair Rail**  
**AHC 417**  
1-1/8 x 3-1/8



**Chair Rail**  
**AHC 1254**  
3/4 x 3



**Chair Rail**  
**AHC 1001**  
11/16 x 2-3/4

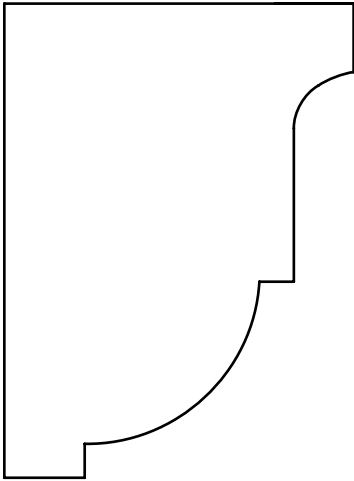


**Chair Rail**  
**AHC A68**  
1-1/2 x 2-1/2

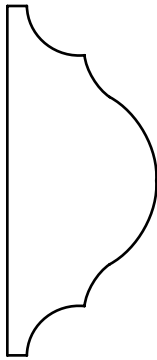
---

# PANEL MOULDING

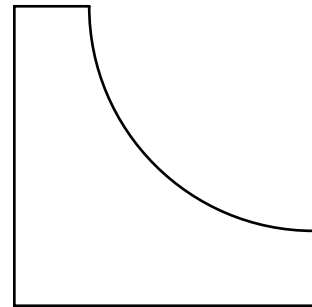
---



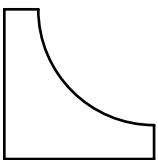
**Chair Rail**  
**AHC 9897**  
1-3/4 x 2-3/8



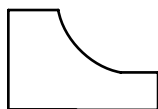
**Chair Rail**  
**AHC 175**  
3/4 x 1-3/4



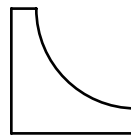
**Cove**  
**AHC 16**  
1-1/2 x 1-1/2



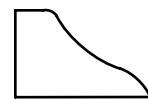
**Cove**  
**AHC 100**  
3/4 x 3/4



**Cove**  
**AHC 99**  
1/2 x 3/4




**Cove**  
**AHC 97**  
5/8 x 5/8



**Scotia**  
**AHC 79**  
7/16 x 11/16



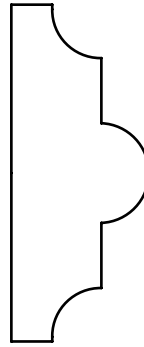
# PANEL MOULDING



**Joint Mould  
AHC 22-2**  
11/16 x 2




**Joint Mould  
AHC 987-2**  
3/8 x 2



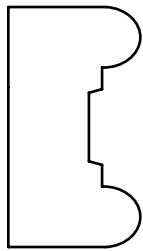
**Joint Mould  
AHC 8505**  
11/16 x 1-11/16




**Joint Mould  
AHC 144**  
1/4 x 1-1/2



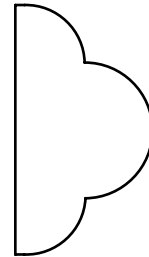
**Joint Mould  
AHC 987-1.5**  
3/8 x 1-1/2



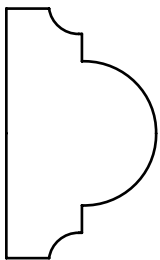
**Joint Mould  
AHC 22-1.5**  
11/16 x 1-1/4



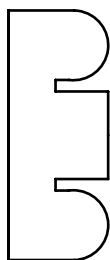
**Joint Mould  
AHC 35**  
5/8 x 1-1/4



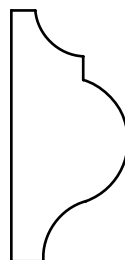
**Joint Mould  
AHC 8142**  
11/16 x 1-1/4



**Joint Mould  
AHC 8502**  
3/4 x 1-1/4



**Joint Mould  
AHC 8515**  
1/2 x 1-1/4



**Joint Mould  
AHC JM5**  
9/16 x 1-1/4

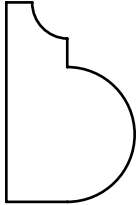


**Joint Mould  
AHC 1002**  
5/8 x 1

---

# PANEL MOULDING

---



**Joint Mould  
AHC 9898**  
5/8 x 1




**Joint Mould  
AHC A83**  
3/8 x 1



**Joint Mould  
AHC JM3**  
1/2 x 13/16



**Joint Mould  
AHC 142**  
1/4 x 3/4



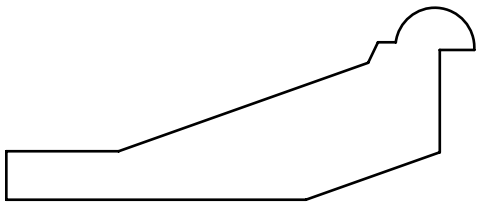
**Joint Mould  
AHC 143**  
1/4 x 3/4



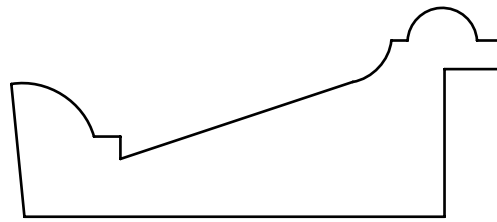
**Joint Mould  
AHC A310**  
1/4 x 1/2



**Panel Mould  
AHC 9829**  
3/4 x 2-7/16



**Panel Mould  
AHC 9886**  
1 x 2-7/16

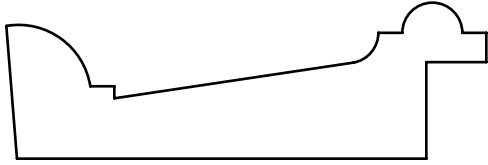


**Panel Mould  
AHC 9936**  
1-1/16 x 2-7/16

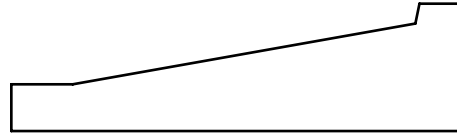
---

# PANEL MOULDING

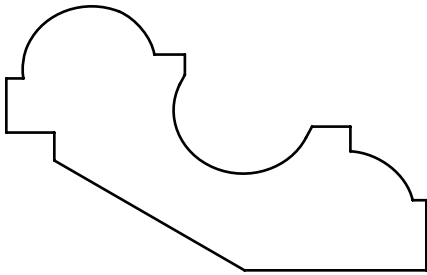
---



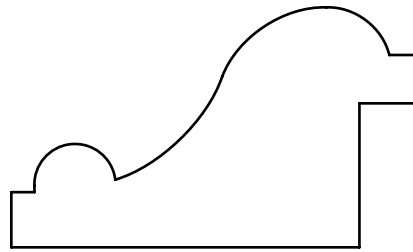
**Panel Mould**  
**AHC 9937**  
13/16 x 2-1/2



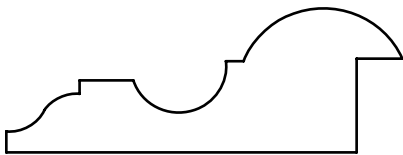
**Panel Mould**  
**AHC 9830**  
5/8 x 2-1/4



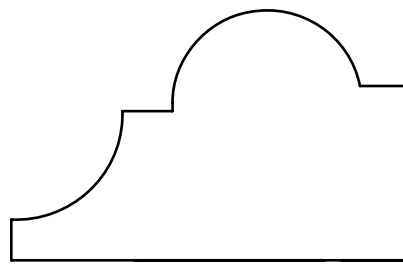
**Panel Mould**  
**AHC 8503**  
1-3/8 x 2-3/16



**Panel Mould**  
**AHC 151**  
1-1/4 x 2-1/8



**Panel Mould**  
**AHC 9807**  
3/4 x 2-1/16



**Panel Mould**  
**AHC 19-C**  
1-1/4 x 2

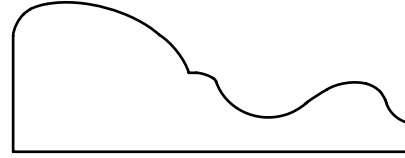
---

# PANEL MOULDING

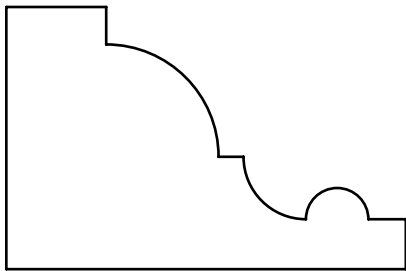
---



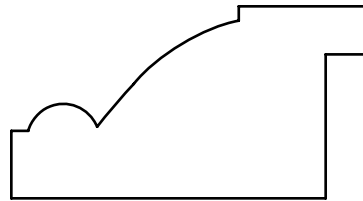
**Panel Mould**  
**AHC 43**  
3/4 x 2



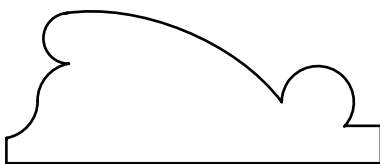
**Panel Mould**  
**AHC 2001**  
3/4 x 2



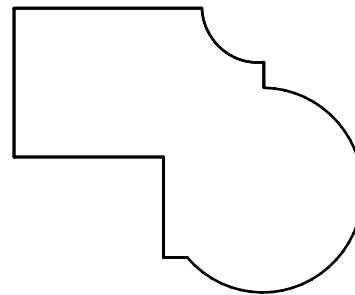
**Panel Mould**  
**AHC 9839**  
1-5/16 x 2



**Panel Mould**  
**AHC 8500**  
1 x 1-7/8



**Panel Mould**  
**AHC A79**  
3/4 x 1-7/8

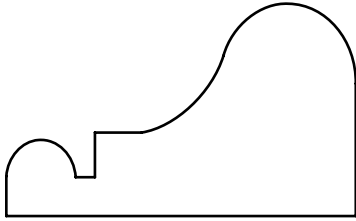


**Panel Mould**  
**AHC 925**  
1-7/16 x 1-3/4

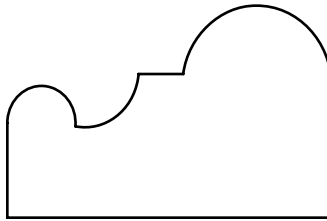
---

# PANEL MOULDING

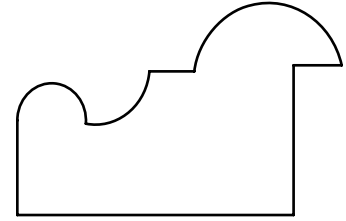
---



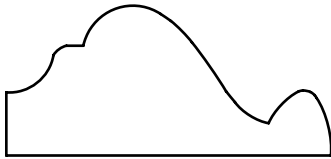
**Panel Mould**  
**AHC 9933**  
1-1/16 x 1-3/4



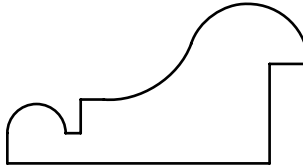
**Panel Mould**  
**AHC 42**  
1-1/16 x 1-5/8



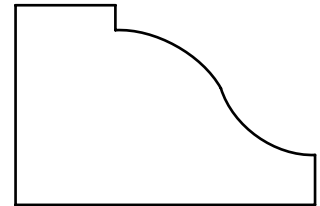
**Panel Mould**  
**AHC 42-3/4**  
1-1/16 x 1-5/8



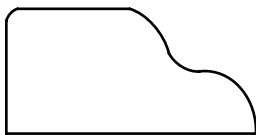
**Panel Mould**  
**AHC 1501**  
3/4 x 1-5/8



**Panel Mould**  
**AHC 9932**  
13/16 x 1-1/2



**Panel Mould**  
**AHC A61**  
1 x 1-1/2



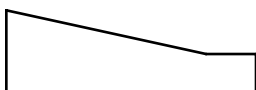
**Panel Mould**  
**AHC 1121**  
5/8 x 1-1/4



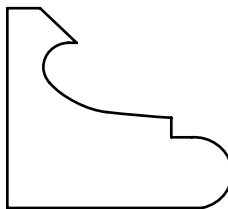
**Panel Mould**  
**AHC 1252**  
1/2 x 1-1/4



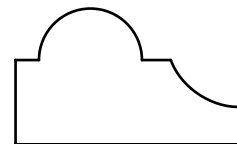
**Panel Mould**  
**AHC A84**  
1/2 x 1-1/4



**Panel Mould**  
**AHC A85**  
7/16 x 1-1/4



**Panel Mould**  
**AHC 8504**  
1 x 1-1/8

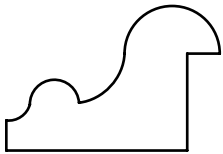


**Panel Mould**  
**AHC A2**  
11/16 x 1-1/8

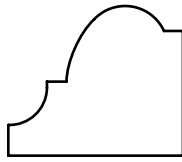
---

# PANEL MOULDING

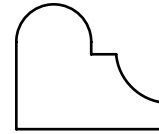
---



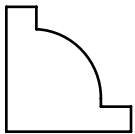
**Panel Mould**  
**AHC 9806**  
3/4 x 1-1/16



**Panel Mould**  
**AHC 9859**  
3/4 x 7/8



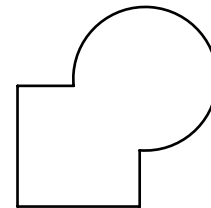
**Panel Mould**  
**AHC A29**  
5/8 x 3/4




**Panel Mould**  
**AHC 9858**  
5/8 x 5/8



**Panel Mould**  
**AHC 8118**  
15/32 x 1/2



**Pencil Mould**  
**AHC 924**  
1 x 1



**Pencil Mould**  
**AHC 926**  
3/4 x 3/4


---

# PANEL MOULDING

---

All paneling profiles are offered in 1" x 4", 1" x 6" and 1" x 8" sizes.

Paneling is also offered in two thicknesses, including 9/16" re-sawn and 3/4" full-sawn.



**Paneling  
SINGLE BEAD**



**Paneling  
PICKWICK**



**Paneling  
BEAD BOARD**



**Paneling  
SHIPLAP**


---

# PANEL MOULDING

---

All paneling profiles are offered in 1" x 4", 1" x 6" and 1" x 8" sizes.

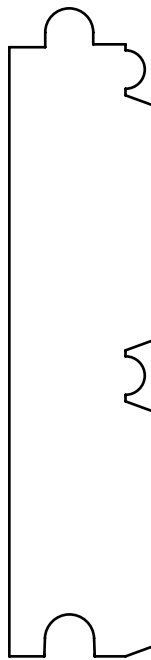
Paneling is also offered in two thicknesses, including 9/16" re-sawn and 3/4" full-sawn.




**Paneling  
T&G TWIN  
BEAD V-JOINT**



**Paneling  
T&G V-JOINT**



**Paneling  
T&G DOUBLE BEAD**



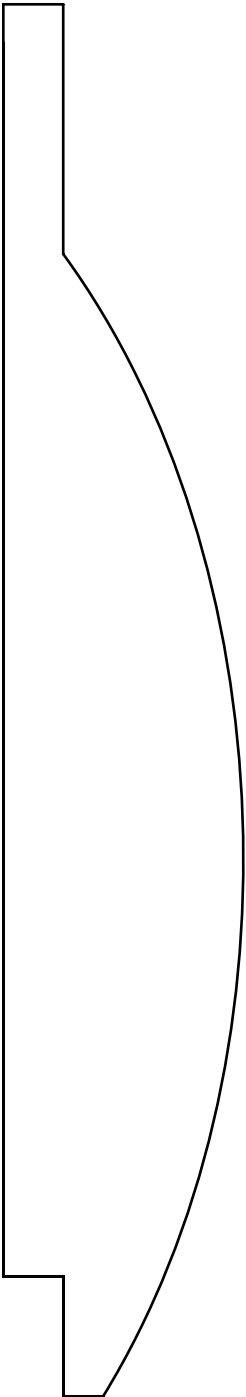
**Paneling  
T&G SINGLE BEAD**




---

# PANEL MOULDING


---



**Siding**  
**SHIPLAP LOG**  
1-1/2 x 7-1/4



**Siding**  
**T&G DLOG 6500**  
1-3/8 x 6-7/8




**Siding**  
**T&G DLOG 5125**  
1-3/8 x 5-1/2


---

# PANEL MOULDING

---

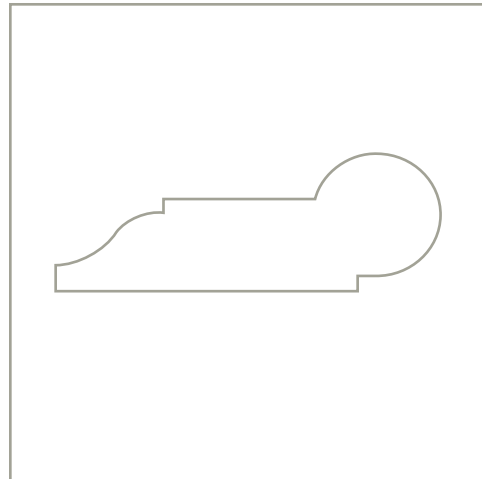


**Siding**  
**AHC 1055**  
5/8 x 7-1/4  
5/8 x 5-1/2  
5/8 x 3-1/2



**Siding**  
**BEVELED**  
3/4 x 5-7/8

# MISCELLANEOUS MOULDING



# MISCELLANEOUS MOULDING



The mark of  
responsible forestry

FSC® C068144

Our dedication and commitment to excellence is visible in even the simplest trim mouldings. These are the details that distinguish a home or commercial establishment and give them their personality and visual appeal. Whether pencil mould or an elaborate custom-designed picture mould, each profile is cut with care from the finest kiln-dried hardwoods. Our precise milling technology allows us to provide our customers with the best quality millwork in the Southeast. We offer a wide selection of trim profiles in virtually any species to ensure that you can finish each project down to the minutest detail with expertly matched hardwoods.

Our collection of miscellaneous moulding and trim profiles includes:

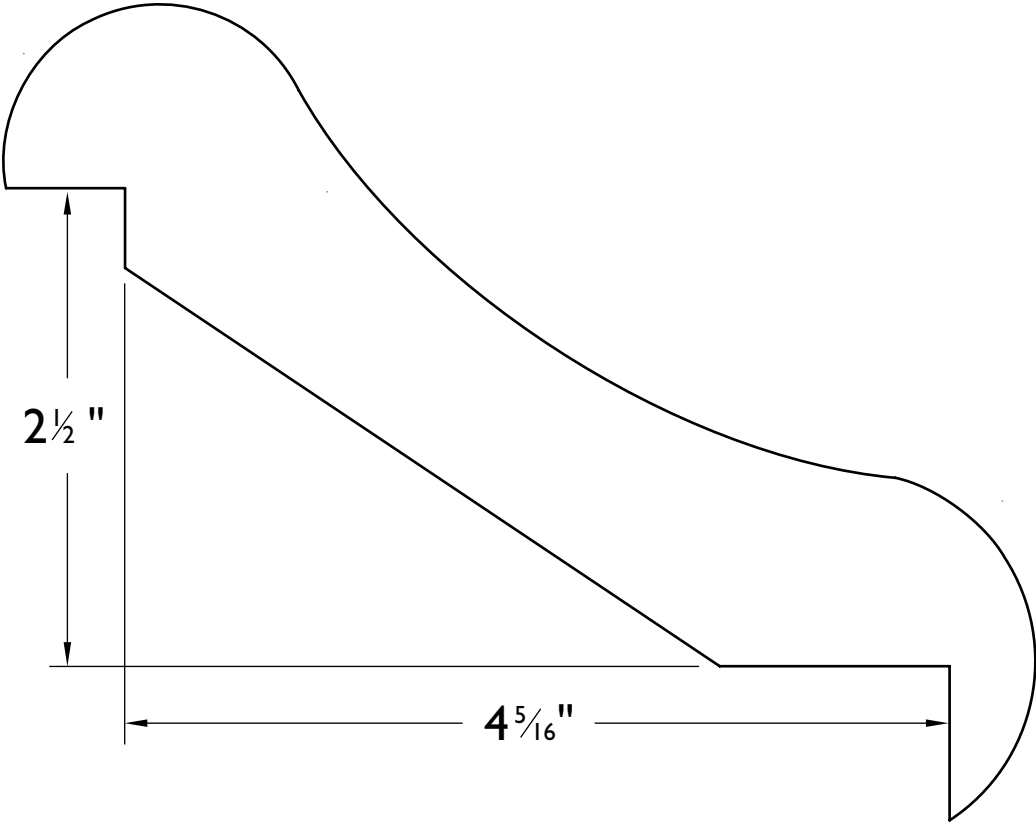
- Bar Rail
- T-Astragal
- Cabinet Moulding
- Drapery Rods
- Drip Cap
- Full-, Half- & Quarter-Rounds
- Outside Corners
- Picture Mould
- Shutter Parts



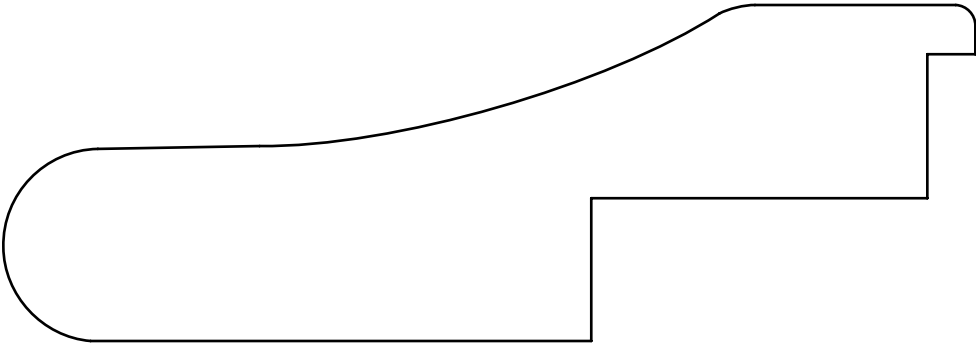
---

# MISCELLANEOUS MOULDING

---

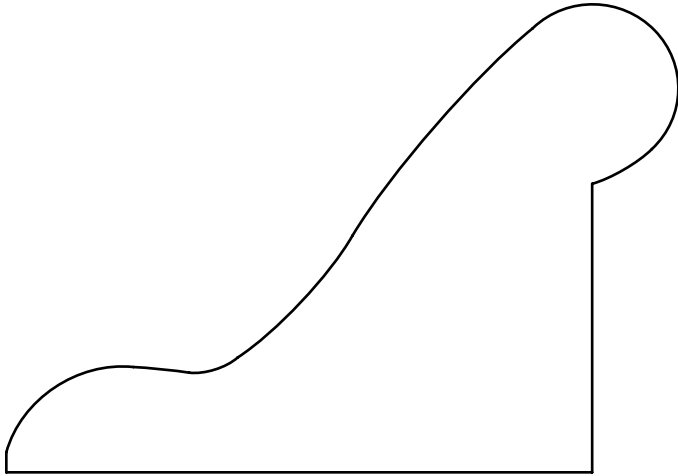


**Bar Rail**  
**AHC 805**  
1-3/8 x 6-1/4

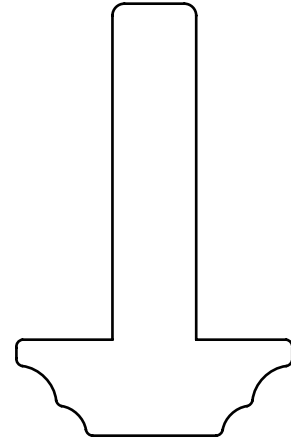


**Bar Rail**  
**AHC 7921**  
1-3/4 x 5-1/16

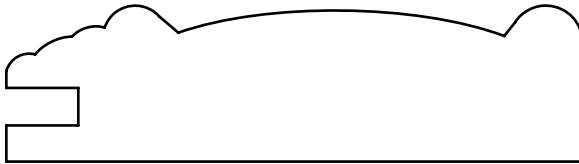
# MISCELLANEOUS MOULDING



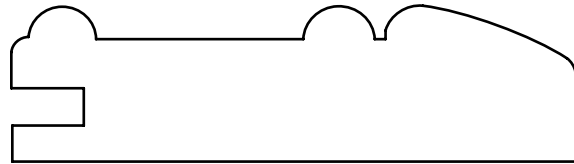
**Bar Rail**  
**AHC 7901**  
 2-7/16 x 3-1/2



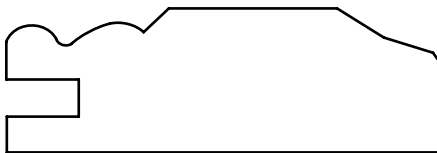
**Astragal**  
**AHC T-ASTRAGAL**  
 1-7/16 x 2-1/4




**Cabinet Mould**  
**AHC 30004**  
 13/16 x 3



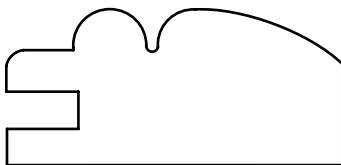
**Cabinet Mould**  
**AHC 29303**  
 13/16 x 2-15/16



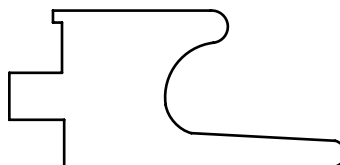
**Cabinet Mould**  
**AHC 22501**  
 3/4 x 2-1/4



**Cabinet Mould**  
**AHC 18701**  
 3/4 x 1-7/8



**Cabinet Mould**  
**AHC 17503**  
 13/16 x 1-3/4



**Cabinet Mould**  
**AHC J-PULL**  
 13/16 x 1-3/4




**Cabinet Mould**  
**AHC BUTTERFLY**  
 1/2 x 1

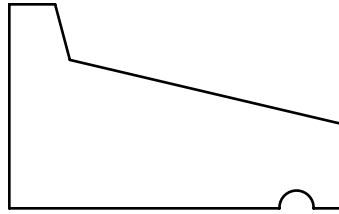
---

# MISCELLANEOUS MOULDING

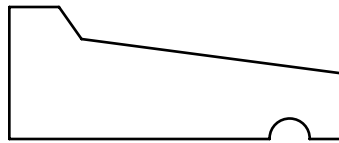
---



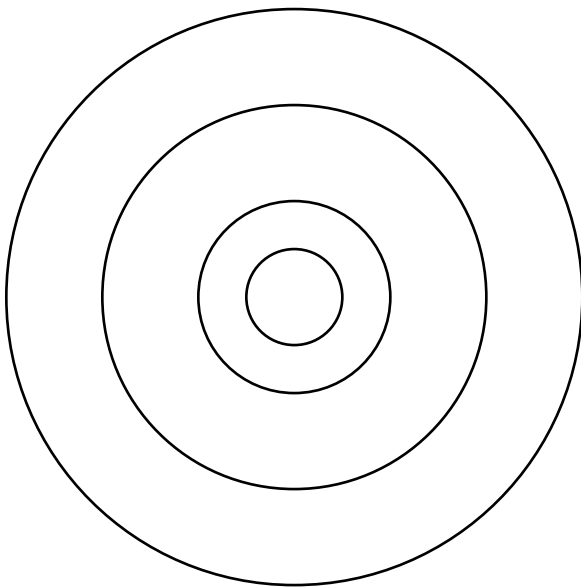
**Drapery Rod**  
**AHC DR3**  
2-15/16 x 2-15/16



**Drip Cap**  
**AHC WR2**  
1-1/16 x 1-3/4

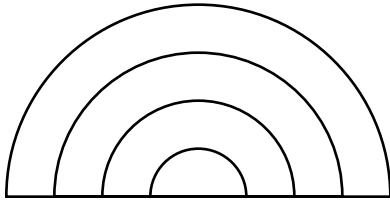


**Drip Cap**  
**AHC WR4**  
1 1/16 x 1-3/4



**Full Round**  
**AHC FR3.00**    **AHC FR2.00**    **AHC FR1.00**    **AHC FR0.50**  
3 x 3            2 x 2            1 x 1            1/2 x 1/2

# MISCELLANEOUS MOULDING



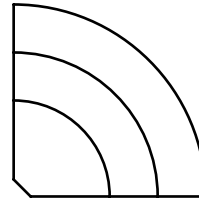
**H a l f -  
Round**

**AHC 114**  
1 x 2

**AHC 118**  
3/4 x 1-1/2

**AHC 120**  
1/2 x 1

**AHC 124**  
1/4 x 1/2

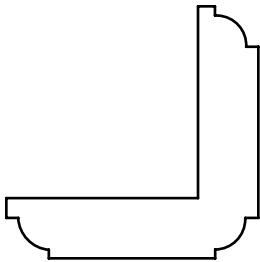


**Quarter-Round**

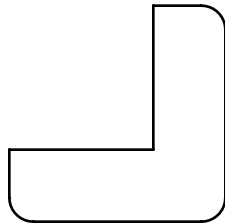
**AHC 103**  
1 x 1

**AHC 104**  
3/4 x 3/4

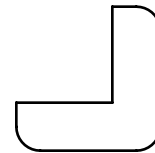
**AHC 106**  
1/2 x 1/2



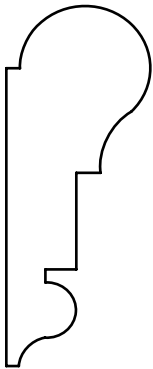
**Outside Corner**  
**AHC 1312**  
1-5/16 x 1-5/16



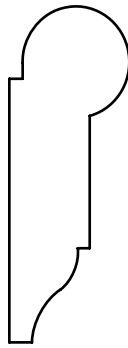
**Outside Corner**  
**AHC 202**  
1-1/8 x 1-1/8



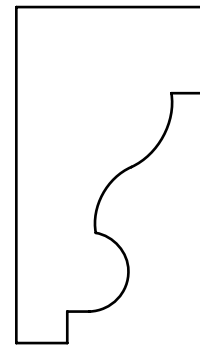
**Outside Corner**  
**AHC 206**  
3/4 x 3/4



**Picture Mould**  
**AHC 9895**  
3/4 x 1-7/8



**Picture Mould**  
**AHC 273**  
5/8 x 1-3/4



**Picture Mould**  
**AHC 9873**  
1 x 1-3/4



---

# MISCELLANEOUS MOULDING

---

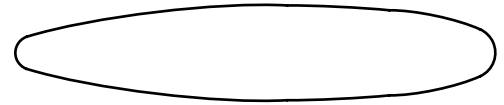
**Frames & Rails available upon request**



**Shutter Components**

**OVAL LOUVER 3.5**


1/2 x 3-1/2



**Shutter Components**

**OVAL LOUVER 2.5**


1/2 x 2-1/2



**Shutter Components**

**FLAT LOUVER 3.5**

3/8 x 3-1/2



**Shutter Components**

**FLAT LOUVER 2.5**


3/8 x 2-1/2



**Shutter Components**

**SYMMETRICAL LOUVER 3.5**


3/8 x 3-1/2



**Shutter Components**

**SYMMETRICAL LOUVER 2.5**

3/8 x 2-1/2

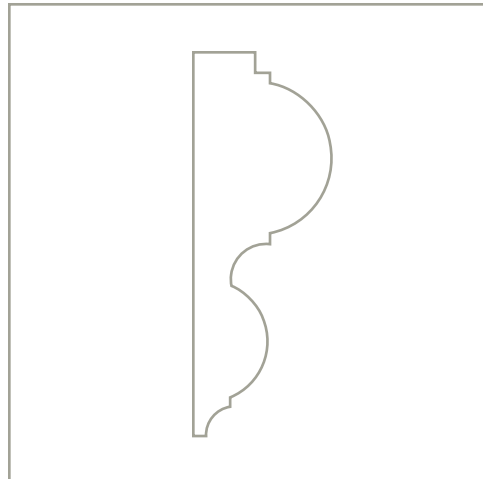


**Shutter Components**

**PUSH ROD**

9/16 x 1/2

# I N D E X



# I N D E X



We've provided a dual index to make it as easy as possible to find the type and size moulding that is ideal for your project. Moulding profiles are indexed in the first section by dimension and type of profile. This area of the index is provided to help you select mouldings by dimensions that match the space you are designing. The second section of the index lists moulding profiles by profile number. This allows you to locate profiles quickly that are easily recognized by number.

Should you need a moulding profile that is not listed in our catalogue, please feel free to talk with a member of our sales group to develop a custom profile or moulding combination that will meet your design specifications. Custom profiles are subject to minimum orders.



The mark of  
responsible forestry

FSC® C068144

# INDEX by Dimensions

## Apron

3/4 x 4-5/16	AHC A250	C-1
13/16 x 3-3/8	AHC 501	C-1
3/4 x 2-3/4	AHC A275	C-1
11/16 x 2-1/2	AHC 2	C-1
9/16 x 2	AHC 313	C-1

## Astragal

1-7/16 x 2-1/4	AHC T-ASTRAGAL	H-2
----------------	----------------	-----

## Backband

1-5/8 x 1-3/4	AHC 9804-3/4	C-2
1-5/8 x 1-3/4	AHC 9903	C-2
1-5/8 x 1-1/2	AHC 207	C-2
1-1/16 x 1-1/2	AHC 288	C-2
1-5/16 x 1-3/8	AHC 281	C-2, A-10
1-5/16 x 1-3/8	AHC A281	C-2
1-3/16 x 1-5/16	AHC 282	C-2
1-1/8 x 1-3/16	AHC 200	C-2
11/16 x 1-1/16	AHC 280	C-2

## Bar Rail

1-3/8 x 6-1/4	AHC 805	H-1
1-3/4 x 5-1/16	AHC 7921	H-1
2-7/16 x 3-1/2	AHC 7901	H-2

## Base Board

3/4 x 7-1/4	AHC 610	B-1
3/4 x 7-1/4	AHC 725	B-1
3/4 x 6-1/4	AHC 609	B-1
3/4 x 5-1/2	AHC 550	B-1
3/4 x 5-1/4	AHC 608	B-1
9/16 x 5-1/4	AHC 618	B-1
3/4 x 4-1/4	AHC 607	B-1
9/16 x 4-1/4	AHC 624	B-1
9/16 x 3-1/4	AHC 623	B-1
13/16 x 3-15/16	AHC 504	B-2

## Base Cap

1-5/8 x 2-1/2	AHC 9841	B-2
1 x 2-1/4	AHC 579	B-2
13/16 x 1-15/16	AHC A72	B-2, A-4
3/4 x 1-3/4	AHC 578	B-2
15/16 x 1-3/4	AHC 9842	B-2
3/4 x 1-5/8	AHC 664	B-3
11/16 x 1-1/2	AHC 635	B-3
11/16 x 1-3/8	AHC 138	B-3
11/16 x 1-3/8	AHC 163	B-3
11/16 x 1-1/4	AHC 166	B-3
3/4 x 1-1/8	AHC 5	B-3

5/8 x 1-1/8	AHC A6	B-3, A-4, A-6, A-12
5/8 x 3/4	AHC 172	B-3
1/2 x 3/4	AHC 174	B-3

## Brick Mould

1-3/16 x 3-1/4	AHC 9820	C-3
1-7/8 x 3	AHC 9840	C-3
1-5/16 x 2	AHC 180	C-3

## Cabinet Mould

13/16 x 3	AHC 30004	H-2
13/16 x 2-15/16	AHC 29303	H-2
3/4 x 2-1/4	AHC 22501	H-2
3/4 x 1-7/8	AHC 18701	H-2
13/16 x 1-3/4	AHC 17503	H-2
13/16 x 1-3/4	AHC J-PULL	H-2
1/2 x 1	AHC BUTTERFLY	H-2

## Casing

3/4 x 8	AHC 719	C-4
3/4 x 7-7/8	AHC 726	C-4
1-1/16 x 5-1/2	AHC 9844	C-4
5/8 x 5-1/4	AHC 316	C-4
3/4 x 5-1/8	AHC 361	C-5
1-1/2 x 4-3/4	AHC 591	C-5
1-5/16 x 4-3/4	AHC 748	C-5
1-1/4 x 4-5/8	AHC 9845	C-5
3/4 x 4-1/2	AHC 9823-4	C-6
3/4 x 4-1/2	AHC 9837-4	C-6
3/4 x 4-3/8	AHC 721	C-6
1-1/4 x 4-1/4	AHC A16	C-7, A-10
1-1/16 x 4-3/8	AHC 9894	C-7
1-1/16 x 4-3/8	AHC 9811	C-6
3/4 x 4	AHC 739	C-7
13/16 x 3-15/16	AHC 367	C-7
3/4 x 3-3/4	AHC 710	C-8
1 x 3-3/4	AHC AB8	C-8, A-12
1 x 3-1/2	AHC 3	C-8
3/4 x 3-1/2	AHC 344	C-8
13/16 x 3-1/2	AHC 573	C-9
3/4 x 3-1/2	AHC 9823-3	C-6
3/4 x 3-1/2	AHC 9837-3	C-6
3/4 x 3-3/8	AHC 338	C-9
7/8 x 3-1/4	AHC 1646	C-9
11/16 x 3	AHC 371	C-9
3/4 x 2-5/8	AHC 9837-2	C-9
3/4 x 2-5/8	AHC 9823-2	C-6
11/16 x 2-1/2	AHC 351	C-9
1-3/4 x 2-3/8	AHC ASIMRRM	C-10, A-6, A-10
11/16 x 2-1/4	AHC 356	C-10

11/16 x 2-1/4	AHC 366	C-10
3/4 x 2-1/4	AHC A4	C-10, A-8, A-12

## Chair Rail

13/16 x 4-1/2	AHC 81450	G-1
1/2 x 4-1/4	AHC 304	G-1
1 x 3-9/16	AHC 297	G-1
3/4 x 3-1/2	AHC 350	G-1
1-1/8 x 3-3/8	AHC 505	G-2
1 x 3-1/2	AHC 9889	G-2, A-4
1-1/8 x 3-1/8	AHC 417	G-2
3/4 x 3	AHC 1254	G-2
11/16 x 2-3/4	AHC 1001	G-2
1-1/2 x 2-1/2	AHC A68	G-2, A-8
1-3/4 x 2-3/8	AHC 9897	G-3
3/4 x 1-3/4	AHC 175	G-3

## Cornice

3/4 x 5-1/2	AHC 8903	D-1, A-4, A-6, A-8
3/4 x 5-1/2	AHC 8904	D-1, A-4, A-6, A-8

## Cove

1-1/2 x 1-1/2	AHC 16	G-3
3/4 x 3/4	AHC 100	F-4, G-3
1/2 x 3/4	AHC 99	F-4, G-3
5/8 x 5/8	AHC 97	F-4, G-3

## Crown

1-3/8 x 12-3/8	AHC 12-375	D-1
1-9/16 x 11-1/4	AHC 301-1	D-2
1-3/4 x 10-3/4	AHC 3119	D-2
1-3/4 x 9-1/4	AHC 8820	D-3
1-5/16 x 8-3/8	AHC 301	D-4
1-1/16 x 7-9/16	AHC 9	D-4
1-1/16 x 7-1/4	AHC 9880	D-5
1-1/2 x 7-3/16	AHC 9871	D-5
11/16 x 7	AHC 75	D-6
1 x 6-3/4	AHC 9304	D-6
1-5/16 x 6-5/8	AHC 375	D-7
1-1/16 x 6-1/2	AHC 15	D-7
15/16 x 5-7/8	AHC 325	D-8
1-1/16 x 5-5/8	AHC A44	D-8
11/16 x 5-5/8	AHC 17	D-9
1-1/16 x 5-1/2	AHC 9883	D-9
11/16 x 5-1/4	AHC 474	D-10
3/4 x 5-1/4	AHC 525	D-10
7/8 x 5-1/4	AHC 5251	D-11
3/4 x 5-1/4	AHC 5252	D-11

# INDEX by Dimensions

7/8 x 4-3/4	AHC 4751	D-12
11/16 x 4-5/8	AHC 47	D-12
1-1/16 x 4-9/16	AHC A15	D-12, A-6
1-1/8 x 4-1/2	AHC A12	D-13, A-12
1 x 4-1/4	AHC A30	D-13, A-8
3/4 x 3-3/4	AHC 3751	D-13
9/16 x 3-5/8	AHC 49	D-14
1-1/4 x 3-5/8	AHC A20	D-14, A-4
3/4 x 3-5/8	AHC A23	D-14, A-8
7/8 x 3-9/16	AHC 4	D-14
3/4 x 3-9/16	AHC 309	D-15
1-1/16 x 3-7/16	AHC A31	D-15, A-6, A-12
11/16 x 3-1/4	AHC 3251	D-15
1/2 x 2-13/16	AHC 9861	D-15
11/16 x 2-3/4	AHC 370	D-16
5/8 x 2-3/4	AHC 2751	D-16
5/8 x 2-11/16	AHC A37	D-16, A-10
9/16 x 2-5/8	AHC 52	D-16
5/8 x 2-9/16	AHC 317	D-16
3/4 x 2-3/8	AHC 339	D-16
3/4 x 2-5/16	AHC A41	D-16
1 x 2-1/4	AHC A43	D-16
11/16 x 2-1/4	AHC A45	D-16, A-4
9/16 x 2-3/16	AHC A50	D-17, A-10
9/16 x 1-3/4	AHC 60	D-17
7/16 x 1-3/4	AHC 74	D-17
9/16 x 1-3/4	AHC 85	D-17
1 x 1-5/8	AHC A51	D-17
1/2 x 1-5/8	AHC A52	D-17, A-10
1 x 1-5/8	AHC A53	D-17, A-10

## Drapery Rod

2-15/16 x 2-15/16	AHC DR3	H-3
-------------------	---------	-----

## Drip Cap

1-1/16 x 1-3/4	AHC WR2	H-3
11/16 x 1-3/4	AHC WR4	H-3

## Flooring

3/4 x 7	AHC FL07	E-1
3/4 x 5	AHC FL05	E-1
3/4 x 3	AHC FL03	E-1

## Half-Round

1 x 2	AHC 114	H-4
3/4 x 1-1/2	AHC 118	H-4
1/2 x 1	AHC 120	H-4
1/4 x 1/2	AHC 124	H-4, A-4

## Handrail

1-1/2 x 5-1/2	AHC 6001	F-1
1 x 3-3/16	AHC 6006	F-4
2-3/8 x 3	AHC 6510	F-2
2-7/16 x 3	AHC 6510 BR	F-2
1-3/4 x 2-7/8	AHC 6510E4E	F-1
2-1/4 x 2-11/16	AHC 6810	F-2
2-5/16 x 2-11/16	AHC 6810 BR	F-2
2-1/2 x 2-5/8	AHC 6710 BR	F-2
2-5/16 x 2-5/8	AHC 6910	F-2
2-5/16 x 2-5/8	AHC 6710	F-2
2-7/16 x 2-5/8	AHC 6910 BR	F-2
2-1/4 x 2-5/8	AHC 6600	F-3
3/4 x 2-1/2	AHC 6045	F-4
3 x 2-1/4	AHC KEYHOLE	F-1
2-7/16 x 2-1/4	AHC 6010 BR	F-3
2-3/8 x 2-1/4	AHC 6010	F-3
1-5/16 x 2-1/4	AHC 6042	F-3
1-9/16 x 1-3/4	AHC 6040	F-3

## Joint Mould

11/16 x 2	AHC 22-2	G-4
3/8 x 2	AHC 987-2	G-4
11/16 x 1-11/16	AHC 8505	G-4
1/4 x 1-1/2	AHC 144	G-4
3/8 x 1-1/2	AHC 987-1.5	G-4
11/16 x 1-1/4	AHC 22-1.5	G-4
5/8 x 1-1/4	AHC 35	G-4
11/16 x 1-1/4	AHC 8142	G-4
3/4 x 1-1/4	AHC 8502	G-4
1/2 x 1-1/4	AHC 8515	G-4
9/16 x 1-1/4	AHC JM5	G-4
5/8 x 1	AHC 1002	G-4
5/8 x 1	AHC 9898	G-5
3/8 x 1	AHC A83	G-5, A-8
1/2 x 13/16	AHC JM3	G-5
1/4 x 3/4	AHC 142	G-5
1/4 x 3/4	AHC 143	G-5
1/4 x 1/2	AHC A310	G-5, A-12

## Nosing

1-1/16 x 5-1/4	AHC 21	E-1
1-1/16 x 3-1/2	AHC 23	E-1
1-1/16 x 1-1/4	AHC 24	E-1

## Outside Corner

1-5/16 x 1-5/16	AHC 1312	H-4
1-1/8 x 1-1/8	AHC 202	H-4
3/4 x 3/4	AHC 206	H-4

## Panel Mould

3/4 x 2-7/16	AHC 9829	G-5
1 x 2-7/16	AHC 9886	G-5
1-1/16 x 2-7/16	AHC 9936	G-5
13/16 x 2-1/2	AHC 9937	G-6, A-10
5/8 x 2-1/4	AHC 9830	G-6
1-3/8 x 2-3/16	AHC 8503	G-6, A-6, A-12
1-1/4 x 2-1/8	AHC 151	G-6
3/4 x 2-1/16	AHC 9807	G-6
1-1/4 x 2	AHC 19-C	G-6
3/4 x 2	AHC 43	G-7
3/4 x 2	AHC 2001	G-7
1-5/16 x 2	AHC 9839	G-7, A-6
1 x 1-7/8	AHC 8500	G-7
3/4 x 1-7/8	AHC A79	G-7, A-6, A-8
1-7/16 x 1-3/4	AHC 925	G-7
1-1/16 x 1-3/4	AHC 9933	G-8
1-1/16 x 1-5/8	AHC 42	G-8
1-1/16 x 1-5/8	AHC 42-3/4	G-8
3/4 x 1-5/8	AHC 1501	G-8
13/16 x 1-1/2	AHC 9932	G-8
1 x 1-1/2	AHC A61	G-8, A-10
5/8 x 1-1/4	AHC 1121	G-8
1/2 x 1-1/4	AHC 1252	G-8
1/2 x 1-1/4	AHC A84	G-8, A-6
7/16 x 1-1/4	AHC A85	G-8, A-8
1 x 1-1/8	AHC 8504	G-8
11/16 x 1-1/8	AHC A2	G-8, A-12
3/4 x 1-1/16	AHC 9806	G-9
3/4 x 7/8	AHC 9859	G-9
5/8 x 3/4	AHC A29	G-9, A-8
5/8 x 5/8	AHC 9858	G-9
15/32 x 1/2	AHC 8118	G-9

## Paneling

3/4 x 3-1/2	BEAD BOARD	G-10
3/4 x 3-1/2	PICKWICK	G-10
3/4 x 3-1/2	SHIPLAP	G-10
3/4 x 3-1/2	SINGLE BEAD	G-10
3/4 x 3-1/2	T&G DOUBLE BEAD	G-11
3/4 x 3-1/2	T&G SINGLE BEAD	G-11
3/4 x 3-1/2	T&G TWIN	G-11
3/4 x 3-1/2	BEAD V-JOINT	
3/4 x 3-1/2	T&G V-JOINT	G-11
3/4 x 5-1/2	BEAD BOARD	G-10
3/4 x 5-1/2	PICKWICK	G-10
3/4 x 5-1/2	SHIPLAP	G-10
3/4 x 5-1/2	SINGLE BEAD	G-10
3/4 x 5-1/2	T&G DOUBLE BEAD	G-11
3/4 x 5-1/2	T&G SINGLE BEAD	G-11

# INDEX by Dimensions

3/4 x 5-1/2	T&G TWIN BEAD V-JOINT	G-11
3/4 x 5-1/2	T&G V-JOINT	G-11
3/4 x 7-1/4	BEAD BOARD	G-10
3/4 x 7-1/4	PICKWICK	G-10
3/4 x 7-1/4	SHIPLAP	G-10, A-12
3/4 x 7-1/4	SINGLE BEAD	G-10
3/4 x 7-1/4	T&G DOUBLE BEAD	G-11
3/4 x 7-1/4	T&G SINGLE BEAD	G-11
3/4 x 7-1/4	T&G TWIN BEAD V-JOINT	G-11
3/4 x 7-1/4	T&G V-JOINT	G-11

## Pencil Mould

1 x 1	AHC 924	G-9, A-8, A-12
3/4 x 3/4	AHC 926	G-9

## Picture Mould

3/4 x 1-7/8	AHC 9895	H-4
5/8 x 1-3/4	AHC 273	H-4
1 x 1-3/4	AHC 9873	H-4

## Plinth

1-15/16 x 5-13/16	AHC 9930	C-10
1-3/4 x 5-3/4	AHC 9836-4	C-11
1-13/16 x 5	AHC 8811	C-11
1-3/4 x 4-3/4	AHC 9836-3	C-11
1-3/8 x 4	AHC 8810	C-12
1-1/4 x 3-3/4	AHC 27	C-12

## Quarter-Round

1 x 1	AHC 103	B-4, H-4
3/4 x 3/4	AHC 104	B-4, H-4
1/2 x 1/2	AHC 106	B-4, H-4

## Reducer

1-1/2 x 3-3/4	AHC 7150	E-1
3/4 x 2-1/4	AHC 7075	E-2
1/2 x 2	AHC 7050	E-2
3/8 x 1-7/8	AHC 7038	E-2
5/16 x 1-1/2	AHC 7012	E-2

## Round

3 x 3	AHC FR3.00	H-3
2 x 2	AHC FR2.00	H-3
1 x 1	AHC FR1.00	H-3
1/2 x 1/2	AHC FR0.50	H-3

## Scotia

7/16 x 11/16	AHC 79	F-4, G-3
--------------	--------	----------

## Shoe

7/8 x 1-5/16	AHC A3	B-4
1/4 x 1-1/4	AHC A1	B-4
1/2 x 3/4	AHC 31	B-4

## Shutter Components

3/8 x 3-1/2	FLAT LOUVER 3.5	H-5
1/2 x 3-1/2	OVAL LOUVER 3.5	H-5
3/8 x 3-1/2	SYMMETRICAL LOUVER 3.5	H-5
3/8 x 2-1/2	FLAT LOUVER 2.5	H-5
1/2 x 2-1/2	OVAL LOUVER 2.5	H-5
3/8 x 2-1/2	SYMMETRICAL LOUVER 2.5	H-5
9/16 x 1/2	PUSH ROD	H-5

## Siding

1-1/2 x 7-1/4	SHIPLAP LOG SIDING	G-12
1-3/8 x 6-7/8	T&G DLOG 6500	G-12
1-3/8 x 5-1/2	T&G DLOG 5125	G-12
5/8 x 7-1/4	AHC 1055	G-13
5/8 x 5-1/2	AHC 1055	G-13
5/8 x 3-1/2	AHC 1055	G-13
3/4 x 5-7/8	BEVELED	G-13

## Spline

1/4 x 7/16	AHC SPLINE	E-2
------------	------------	-----

## Stool

11/16 x 5-1/4	AHC 1193	C-12
1-1/4 x 4	AHC 1162	C-12
1-1/16 x 3-1/4	AHC 1196	C-13
3/4 x 3	AHC 4251	C-13
11/16 x 2-3/4	AHC 1194	C-13
11/16 x 2-1/2	AHC 1195	C-13
1 x 1-5/8	AHC A33	C-13, A-12

## Stop

1/2 x 2	AHC 934	C-13
1/2 x 2	AHC 936	C-13
1/2 x 1-5/8	AHC 954	C-13
3/8 x 1-5/8	AHC 935	C-13
7/16 x 1-3/8	AHC 952	C-14
7/16 x 1-3/8	AHC 953	C-14
3/8 x 1-1/8	AHC 938	C-13
11/32 x 25/32	AHC 951	C-14

3/8 x 7/8	AHC 940	C-13
1/2 x 7/8	AHC 941-2	C-13
3/8 x 3/4	AHC 941	C-13
1/2 x 3/4	AHC 941-1	C-13

## Threshold

5/8 x 5-5/8	AHC 8278	E-2
5/8 x 4-5/8	AHC 41	E-3
5/8 x 3-5/8	AHC 45	E-3
5/8 x 2-1/2	AHC 8274	E-3
3/8 x 2	AHC 8270	E-3
11/16 x 2	AHC 8271	E-3
5/16 x 1-1/2	AHC 8273	E-3
3/4 x 1	AHC 8272	E-3

## Tread

1 x 11-1/4	AHC TREAD	F-5
------------	-----------	-----

## Wallcap

3/4 x 6-1/2	AHC WALLCAP F-5
-------------	-----------------

# INDEX by AHC Number

BEAD BOARD	3/4 x 3-1/2	Paneling	G-10	AHC 31	1/2 x 3/4	Shoe	B-4
BEAD BOARD	3/4 x 5-1/2	Paneling	G-10	AHC 35	5/8 x 1-1/4	Joint Mould	G-4
BEAD BOARD	3/4 x 7-1/4	Paneling	G-10	AHC 41	5/8 x 4-5/8	Threshold	E-3
BEVELED	3/4 x 5-7/8	Siding	G-13	AHC 42	1-1/16 x 1-5/8	Panel Mould	G-8
FLAT LOUVER 2.5	3/8 x 2-1/2	Shutter Components	H-5	AHC 42-3/4	1-1/16 x 1-5/8	Panel Mould	G-8
FLAT LOUVER 3.5	3/8 x 3-1/2	Shutter Components	H-5	AHC 43	3/4 x 2	Panel Mould	G-7
OVAL LOUVER 2.5	1/2 x 2-1/2	Shutter Components	H-5	AHC 45	5/8 x 3-5/8	Threshold	E-3
OVAL LOUVER 3.5	1/2 x 3-1/2	Shutter Components	H-5	AHC 47	11/16 x 4-5/8	Crown	D-12
PICKWICK	3/4 x 3-1/2	Paneling	G-10	AHC 49	9/16 x 3-5/8	Crown	D-14
PICKWICK	3/4 x 5-1/2	Paneling	G-10	AHC 52	9/16 x 2-5/8	Crown	D-16
PICKWICK	3/4 x 7-1/4	Paneling	G-10	AHC 60	9/16 x 1-3/4	Crown	D-17
PUSH ROD	9/16 x 1/2	Shutter Components	H-5	AHC 74	7/16 x 1-3/4	Crown	D-17
SHIPLAP	3/4 x 3-1/2	Paneling	G-10	AHC 75	11/16 x 7	Crown	D-6
SHIPLAP	3/4 x 5-1/2	Paneling	G-10	AHC 79	7/16 x 11/16	Scotia	F-4, G-3
SHIPLAP	3/4 x 7-1/4	Paneling	G-10, A-12	AHC 85	9/16 x 1-3/4	Crown	D-17
SHIPLAP LOG	1-1/2 x 7-1/4	Siding	G-12	AHC 97	5/8 x 5/8	Cove	F-4, G-3
SINGLE BEAD	3/4 x 3-1/2	Paneling	G-10	AHC 99	1/2 x 3/4	Cove	F-4, G-3
SINGLE BEAD	3/4 x 5-1/2	Paneling	G-10	AHC 100	3/4 x 3/4	Cove	F-4, G-3
SINGLE BEAD	3/4 x 7-1/4	Paneling	G-10	AHC 103	1 x 1	Quarter-Round	B-4, H-4
SYMMETRICAL	3/8 x 2-1/2	Shutter Components	H-5	AHC 104	3/4 x 3/4	Quarter-Round	B-4, H-4
LOUVER 2.5				AHC 106	1/2 x 1/2	Quarter-Round	B-4, H-4
SYMMETRICAL	3/8 x 3-1/2	Shutter Components	H-5	AHC 114	1 x 2	Half-Round	H-4
LOUVER 3.5				AHC 118	3/4 x 1-1/2	Half-Round	H-4
T&G DLOG 6500	1-3/8 x 6-7/8	Siding	G-12	AHC 120	1/2 x 1	Half-Round	H-4
T&G DLOG 5125	1-3/8 x 5-1/2	Siding	G-12	AHC 124	1/4 x 1/2	Half-Round	H-4, A-4
T&G DOUBLE BEAD	3/4 x 3-1/2	Paneling	G-11	AHC 138	11/16 x 1-3/8	Base Cap	B-3
T&G DOUBLE BEAD	3/4 x 5-1/2	Paneling	G-11	AHC 142	1/4 x 3/4	Joint Mould	G-5
T&G DOUBLE BEAD	3/4 x 7-1/4	Paneling	G-11	AHC 143	1/4 x 3/4	Joint Mould	G-5
T&G SINGLE BEAD	3/4 x 3-1/2	Paneling	G-11	AHC 144	1/4 x 1-1/2	Joint Mould	G-4
T&G SINGLE BEAD	3/4 x 5-1/2	Paneling	G-11	AHC 151	1-1/4 x 2-1/8	Panel Mould	G-6
T&G SINGLE BEAD	3/4 x 7-1/4	Paneling	G-11	AHC 163	11/16 x 1-3/8	Base Cap	B-3
T&G TWIN	3/4 x 3-1/2	Paneling	G-11	AHC 166	11/16 x 1-1/4	Base Cap	B-3
BEAD V-JOINT				AHC 172	5/8 x 3/4	Base Cap	B-3
T&G TWIN	3/4 x 5-1/2	Paneling	G-11	AHC 174	1/2 x 3/4	Base Cap	B-3
BEAD V-JOINT				AHC 175	3/4 x 1-3/4	Chair Rail	G-3
T&G TWIN	3/4 x 7-1/4	Paneling	G-11	AHC 180	1-5/16 x 2	Brick Mould	C-3
BEAD V-JOINT				AHC 200	1-1/8 x 1-3/16	Backband	C-2
T&G V-JOINT	3/4 x 3-1/2	Paneling	G-11	AHC 202	1-1/8 x 1-1/8	Outside Corner	H-4
T&G V-JOINT	3/4 x 5-1/2	Paneling	G-11	AHC 206	3/4 x 3/4	Outside Corner	H-4
T&G V-JOINT	3/4 x 7-1/4	Paneling	G-11	AHC 207	1-5/8 x 1-1/2	Backband	C-2
AHC 2	11/16 x 2-1/2	Apron	C-1	AHC 273	5/8 x 1-3/4	Picture Mould	H-4
AHC 3	1 x 3-1/2	Casing	C-8	AHC 280	11/16 x 1-1/16	Backband	C-2
AHC 4	7/8 x 3-9/16	Crown	D-14	AHC 281	1-5/16 x 1-3/8	Backband	C-2, A-10
AHC 5	3/4 x 1-1/8	Base Cap	B-3	AHC 282	1-3/16 x 1-5/16	Backband	C-2
AHC 9	1-1/16 x 7-9/16	Crown	D-4	AHC 288	1-1/16 x 1-1/2	Backband	C-2
AHC 12-375	1-3/8 x 12-3/8	Crown	D-1	AHC 297	1 x 3-9/16	Chair Rail	G-1
AHC 15	1-1/16 x 6-1/2	Crown	D-7	AHC 301	1-5/16 x 8-3/8	Crown	D-4
AHC 16	1-1/2 x 1-1/2	Cove	G-3	AHC 301-1	1-9/16 x 11-1/4	Crown	D-2
AHC 17	11/16 x 5-5/8	Crown	D-9	AHC 304	1/2 x 4-1/4	Chair Rail	G-1
AHC 19-C	1-1/4 x 2	Panel Mould	G-6	AHC 309	3/4 x 3-9/16	Crown	D-15
AHC 21	1-1/16 x 5-1/4	Nosing	E-1	AHC 313	9/16 x 2	Apron	C-1
AHC 22-1.5	11/16 x 1-1/4	Joint Mould	G-4	AHC 316	5/8 x 5-1/4	Casing	C-4
AHC 22-2	11/16 x 2	Joint Mould	G-4	AHC 317	5/8 x 2-9/16	Crown	D-16
AHC 23	1-1/16 x 3-1/2	Nosing	E-1	AHC 325	15/16 x 5-7/8	Crown	D-8
AHC 24	1-1/16 x 1-1/4	Nosing	E-1	AHC 338	3/4 x 3-3/8	Casing	C-9
AHC 27	1-1/4 x 3-3/4	Plinth	C-12	AHC 339	3/4 x 2-3/8	Crown	D-16

# INDEX by AHC Number

AHC 344	3/4 x 3-1/2	Casing	C-8	AHC 1001	11/16 x 2-3/4	Chair Rail	G-2
AHC 350	3/4 x 3-1/2	Chair Rail	G-1	AHC 1002	5/8 x 1	Joint Mould	G-4
AHC 351	11/16 x 2-1/2	Casing	C-9	AHC 1055	5/8 x 7-1/4	Siding	G-13
AHC 356	11/16 x 2-1/4	Casing	C-10	AHC 1055	5/8 x 5-1/2	Siding	G-13
AHC 361	3/4 x 5-1/8	Casing	C-5	AHC 1055	5/8 x 3-1/2	Siding	G-13
AHC 366	11/16 x 2-1/4	Casing	C-10	AHC 1121	5/8 x 1-1/4	Panel Mould	G-8
AHC 367	13/16 x 3-15/16	Casing	C-7	AHC 1162	1-1/4 x 4	Stool	C-12
AHC 370	11/16 x 2-3/4	Crown	D-16	AHC 1193	11/16 x 5-1/4	Stool	C-12
AHC 371	11/16 x 3	Casing	C-9	AHC 1194	11/16 x 2-3/4	Stool	C-13
AHC 375	1-5/16 x 6-5/8	Crown	D-7	AHC 1195	11/16 x 2-1/2	Stool	C-13
AHC 417	1-1/8 x 3-1/8	Chair Rail	G-2	AHC 1196	1-1/16 x 3-1/4	Stool	C-13
AHC 474	11/16 x 5-1/4	Crown	D-10	AHC 1252	1/2 x 1-1/4	Panel Mould	G-8
AHC 501	13/16 x 3-3/8	Apron	C-1	AHC 1254	3/4 x 3	Chair Rail	G-2
AHC 504	13/16 x 3-15/16	Base Board	B-2	AHC 1312	1-5/16 x 1-5/16	Outside Corner	H-4
AHC 505	1-1/8 x 3-3/8	Chair Rail	G-2	AHC 1501	3/4 x 1-5/8	Panel Mould	G-8
AHC 525	3/4 x 5-1/4	Crown	D-10	AHC 1646	7/8 x 3-1/4	Casing	C-9
AHC 550	3/4 x 5-1/2	Base Board	B-1	AHC 2001	3/4 x 2	Panel Mould	G-7
AHC 573	13/16 x 3-1/2	Casing	C-9	AHC 2751	5/8 x 2-3/4	Crown	D-16
AHC 578	3/4 x 1-3/4	Base Cap	B-2	AHC 3119	1-3/4 x 10-3/4	Crown	D-2
AHC 579	1 x 2-1/4	Base Cap	B-2	AHC 3251	11/16 x 3-1/4	Crown	D-15
AHC 591	1-1/2 x 4-3/4	Casing	C-5	AHC 3751	3/4 x 3-3/4	Crown	D-13
AHC 607	3/4 x 4-1/4	Base Board	B-1	AHC 4251	3/4 x 3	Stool	C-13
AHC 608	3/4 x 5-1/4	Base Board	B-1	AHC 4751	7/8 x 4-3/4	Crown	D-12
AHC 609	3/4 x 6-1/4	Base Board	B-1	AHC 5251	7/8 x 5-1/4	Crown	D-11
AHC 610	3/4 x 7-1/4	Base Board	B-1	AHC 5252	3/4 x 5-1/4	Crown	D-11
AHC 618	9/16 x 5-1/4	Base Board	B-1	AHC 6001	1-1/2 x 5-1/2	Handrail	F-1
AHC 623	9/16 x 3-1/4	Base Board	B-1	AHC 6006	1 x 3-3/16	Handrail	F-4
AHC 624	9/16 x 4-1/4	Base Board	B-1	AHC 6010	2-3/8 x 2-1/4	Handrail	F-3
AHC 635	11/16 x 1-1/2	Base Cap	B-3	AHC 6010 BR	2-7/16 x 2-1/4	Handrail	F-3
AHC 664	3/4 x 1-5/8	Base Cap	B-3	AHC 6040	1-9/16 x 1-3/4	Handrail	F-3
AHC 710	3/4 x 3-3/4	Casing	C-8	AHC 6042	1-5/16 x 2-1/4	Handrail	F-3
AHC 719	3/4 x 8	Casing	C-4	AHC 6045	3/4 x 2-1/2	Handrail	F-4
AHC 721	3/4 x 4-3/8	Casing	C-6	AHC 6510	2-3/8 x 3	Handrail	F-2
AHC 725	3/4 x 7-1/4	Base Board	B-1	AHC 6510 BR	2-7/16 x 3	Handrail	F-2
AHC 726	3/4 x 7-7/8	Casing	C-4	AHC 6510E4E	1-3/4 x 2-7/8	Handrail	F-1
AHC 739	3/4 x 4	Casing	C-7	AHC 6600	2-1/4 x 2-5/8	Handrail	F-3
AHC 748	1-5/16 x 4-3/4	Casing	C-5	AHC 6710	2-5/16 x 2-5/8	Handrail	F-2
AHC 805	1-3/8 x 6-1/4	Bar Rail	H-1	AHC 6710 BR	2-1/2 x 2-5/8	Handrail	F-2
AHC 924	1 x 1	Pencil Mould	G-9, A-8, A-12	AHC 6810	2-1/4 x 2-11/16	Handrail	F-2
AHC 925	1-7/16 x 1-3/4	Panel Mould	G-7	AHC 6810 BR	2-5/16 x 2-11/16	Handrail	F-2
AHC 926	3/4 x 3/4	Pencil Mould	G-9	AHC 6910	2-3/8 x 2-5/8	Handrail	F-2
AHC 934	1/2 x 2	Stop	C-13	AHC 6910 BR	2-7/16 x 2-5/8	Handrail	F-2
AHC 935	3/8 x 1-5/8	Stop	C-13	AHC 7012	5/16 x 1-1/2	Reducer	E-2
AHC 936	1/2 x 2	Stop	C-13	AHC 7038	3/8 x 1-7/8	Reducer	E-2
AHC 938	3/8 x 1-1/8	Stop	C-13	AHC 7050	1/2 x 2	Reducer	E-2
AHC 940	3/8 x 7/8	Stop	C-13	AHC 7075	3/4 x 2-1/4	Reducer	E-2
AHC 941	3/8 x 3/4	Stop	C-13	AHC 7150	1-1/2 x 3-3/4	Reducer	E-1
AHC 941-1	1/2 x 3/4	Stop	C-13	AHC 7901	2-7/16 x 3-1/2	Bar Rail	H-2
AHC 941-2	1/2 x 7/8	Stop	C-13	AHC 7921	1-3/4 x 5-1/16	Bar Rail	H-1
AHC 951	11/32 x 25/32	Stop	C-14	AHC 8118	15/32 x 1/2	Panel Mould	G-9
AHC 952	7/16 x 1-3/8	Stop	C-14	AHC 8142	11/16 x 1-1/4	Joint Mould	G-4
AHC 953	7/16 x 1-3/8	Stop	C-14	AHC 8270	3/8 x 2	Threshold	E-3
AHC 954	1/2 x 1-5/8	Stop	C-13	AHC 8271	11/16 x 2	Threshold	E-3
AHC 987-1.5	3/8 x 1-1/2	Joint Mould	G-4	AHC 8272	3/4 x 1	Threshold	E-3
AHC 987-2	3/8 x 2	Joint Mould	G-4	AHC 8273	5/16 x 1-1/2	Threshold	E-3
				AHC 8274	5/8 x 2-1/2	Threshold	E-3



# INDEX by AHC Number

AHC 8278	5/8 x 5-5/8	Threshold	E-2	AHC 17503	13/16 x 1-3/4	Cabinet Mould	H-2
AHC 8500	1 x 1-7/8	Panel Mould	G-7	AHC 18701	3/4 x 1-7/8	Cabinet Mould	H-2
AHC 8502	3/4 x 1-1/4	Joint Mould	G-4	AHC 22501	3/4 x 2-1/4	Cabinet Mould	H-2
AHC 8503	1-3/8 x 2-3/16	Panel Mould	G-6, A-6, A-12	AHC 29303	13/16 x 2-15/16	Cabinet Mould	H-2
AHC 8504	1 x 1-1/8	Panel Mould	G-8	AHC 30004	13/16 x 3	Cabinet Mould	H-2
AHC 8505	11/16 x 1-11/16	Joint Mould	G-4	AHC 81450	13/16 x 4-1/2	Chair Rail	G-1
AHC 8515	1/2 x 1-1/4	Joint Mould	G-4	AHC A1	1/4 x 1-1/4	Shoe	B-4
AHC 8810	1-3/8 x 4	Plinth	C-12	AHC A2	11/16 x 1-1/8	Panel Mould	G-8, A-12
AHC 8811	1-13/16 x 5	Plinth	C-11	AHC A3	7/8 x 1-5/16	Shoe	B-4
AHC 8820	1-3/4 x 9-1/4	Crown	D-3	AHC A4	3/4 x 2-1/4	Casing	C-10, A-8, A-12
AHC 8903	3/4 x 5-1/2	Cornice	D-1, A-4, A-6, A-8	AHC A6	5/8 x 1-1/8	Base Cap	B-3, A-4, A-6, A-12
AHC 8904	3/4 x 5-1/2	Cornice	D-1, A-4, A-6, A-8	AHC A12	1-1/8 x 4-1/2	Crown	D-13, A-12
AHC 9304	1 x 6-3/4	Crown	D-6	AHC A15	1-1/16 x 4-9/16	Crown	D-12, A-6
AHC 9804-3/4	1-5/8 x 1-3/4	Backband	C-2	AHC A16	1-1/4 x 4-1/4	Casing	C-7, A-10
AHC 9806	3/4 x 1-1/16	Panel Mould	G-9	AHC A20	1-1/4 x 3-5/8	Crown	D-14, A-4
AHC 9807	3/4 x 2-1/16	Panel Mould	G-6	AHC A23	3/4 x 3-5/8	Crown	D-14, A-8
AHC 9811	1-1/16 x 4-3/8	Casing	C-6	AHC A29	5/8 x 3/4	Panel Mould	G-9, A-8
AHC 9820	1-3/16 x 3-1/4	Brick Mould	C-3	AHC A30	1 x 4-1/4	Crown	D-13, A-8
AHC 9823-2	3/4 x 2-5/8	Casing	C-6	AHC A31	1-1/16 x 3-7/16	Crown	D-15, A-6, A-12
AHC 9823-3	3/4 x 3-1/2	Casing	C-6	AHC A33	1 x 1-5/8	Stool	C-13, A-12
AHC 9823-4	3/4 x 4-1/2	Casing	C-6	AHC A37	5/8 x 2-11/16	Crown	D-16, A-10
AHC 9829	3/4 x 2-7/16	Panel Mould	G-5	AHC A41	3/4 x 2-5/16	Crown	D-16
AHC 9830	5/8 x 2-1/4	Panel Mould	G-6	AHC A43	1 x 2-1/4	Crown	D-16
AHC 9836-3	1-3/4 x 4-3/4	Plinth	C-11	AHC A44	1-1/16 x 5-5/8	Crown	D-8
AHC 9836-4	1-3/4 x 5-3/4	Plinth	C-11	AHC A45	11/16 x 2-1/4	Crown	D-16, A-4
AHC 9837-2	3/4 x 2-5/8	Casing	C-9	AHC A50	9/16 x 2-3/16	Crown	D-17, A-10
AHC 9837-3	3/4 x 3-1/2	Casing	C-6	AHC A51	1 x 1-5/8	Crown	D-17
AHC 9837-4	3/4 x 4-1/2	Casing	C-6	AHC A52	1/2 x 1-5/8	Crown	D-17, A-10
AHC 9839	1-5/16 x 2	Panel Mould	G-7, A-6	AHC A53	1 x 1-5/8	Crown	D-17, A-10
AHC 9840	1-7/8 x 3	Brick Mould	C-3	AHC A61	1 x 1-1/2	Panel Mould	G-8, A-10
AHC 9841	1-5/8 x 2-1/2	Base Cap	B-2	AHC A68	1-1/2 x 2-1/2	Chair Rail	G-2, A-8
AHC 9842	15/16 x 1-3/4	Base Cap	B-2	AHC A72	13/16 x 1-15/16	Base Cap	B-2, A-4
AHC 9844	1-1/16 x 5-1/2	Casing	C-4	AHC A79	3/4 x 1-7/8	Panel Mould	G-7, A-6, A-8
AHC 9845	1-1/4 x 4-5/8	Casing	C-5	AHC A83	3/8 x 1	Joint Mould	G-5, A-8
AHC 9858	5/8 x 5/8	Panel Mould	G-9	AHC A84	1/2 x 1-1/4	Panel Mould	G-8, A-6
AHC 9859	3/4 x 7/8	Panel Mould	G-9	AHC A85	7/16 x 1-1/4	Panel Mould	G-8, A-8
AHC 9861	1/2 x 2-13/16	Crown	D-15	AHC A250	3/4 x 4-5/16	Apron	C-1
AHC 9871	1-1/2 x 7-3/16	Crown	D-5	AHC A275	3/4 x 2-3/4	Apron	C-1
AHC 9873	1 x 1-3/4	Picture Mould	H-4	AHC A281	1-5/16 x 1-3/8	Backband	C-2
AHC 9880	1-1/16 x 7-1/4	Crown	D-5	AHC A310	1/4 x 1/2	Joint Mould	G-5, A-12
AHC 9883	1-1/16 x 5-1/2	Crown	D-9	AHC AB8	1 x 3-3/4	Casing	C-8, A-12
AHC 9886	1 x 2-7/16	Panel Mould	G-5	AHC ASIMRRM	1-3/4 x 2-3/8	Casing	C-10, A-6, A-10
AHC 9889	1 x 3-1/2	Chair Rail	G-2, A-4	AHC BUTTERFLY	1/2 x 1	Cabinet Mould	H-2
AHC 9894	1-1/16 x 4-3/8	Casing	C-7	AHC DR3	2-15/16 x 2-15/16	Drapery Rod	H-3
AHC 9895	3/4 x 1-7/8	Picture Mould	H-4	AHC FL03	3/4 x 3	Flooring	E-1
AHC 9897	1-3/4 x 2-3/8	Chair Rail	G-3	AHC FL05	3/4 x 5	Flooring	E-1
AHC 9898	5/8 x 1	Joint Mould	G-5	AHC FL07	3/4 x 7	Flooring	E-1
AHC 9903	1-5/8 x 1-3/4	Backband	C-2	AHC FR0.50	1/2 x 1/2	Round	H-3
AHC 9930	1-15/16 x 5-13/16	Plinth	C-10	AHC FR1.00	1 x 1	Round	H-3
AHC 9932	13/16 x 1-1/2	Panel Mould	G-8	AHC FR2.00	2 x 2	Round	H-3
AHC 9933	1-1/16 x 1-3/4	Panel Mould	G-8	AHC FR3.00	3 x 3	Round	H-3
AHC 9936	1-1/16 x 2-7/16	Panel Mould	G-5				
AHC 9937	13/16 x 2-1/2	Panel Mould	G-6, A-10				

---

## INDEX by AHC Number

---

AHC JM3	1/2 x 13/16	Joint Mould	G-5
AHC JM5	9/16 x 1-1/4	Joint Mould	G-4
AHC J-PULL	13/16 x 1-3/4	Cabinet Mould	H-2
AHC KEYHOLE	3 x 2-1/4	Handrail	F-1
AHC SPLINE	1/4 x 7/16	Spline	E-2
AHC T-ASTRAGAL	1-7/16 x 2-1/4	T-Astragal	H-2
AHC TREAD	1 x 11-1/4	Tread	F-5
AHC WALLCAP	3/4 x 6-1/2	Wallcap	F-5
AHC WR2	1-1/16 x 1-3/4	Drip Cap	H-3
AHC WR4	11/16 x 1-3/4	Drip Cap	H-3



## Associations and Affiliations

AHC Hardwood Group is an active and proud member of America's leading lumber associations:



National Hardwood Lumber Association



Southern Cypress  
Manufacturers Association

SOUTHERN  
CYPRESS  
MANUFACTURERS  
ASSOCIATION



Wood Component  
Manufacturers Association

Information in this Catalog is deemed to be accurate, but not warranted.



The mark of  
responsible forestry  
FSC® C068144

*6th Edition*

**AHC Hardwood Group**

176 Appalachian Trail

Cleveland, GA 30528

800 476-5393

706 865-3166



*Connecting People to the World's  
Most Renewable Natural Resource*

[www.hardwoodweb.com](http://www.hardwoodweb.com)

© April 2025. All rights reserved.

All rights are reserved for the individual owners of registered trade marks and trademarks as indicated.